



Drip Points

Quarterly Magazine of the National Insulator Association

<http://www.nia.org>

Volume 39 • No. 4 • Summer 2012

Important Missouri found insulators, see page 26 for full story.



CD 150



CD 181



M-2332

In this issue of Drip Points:

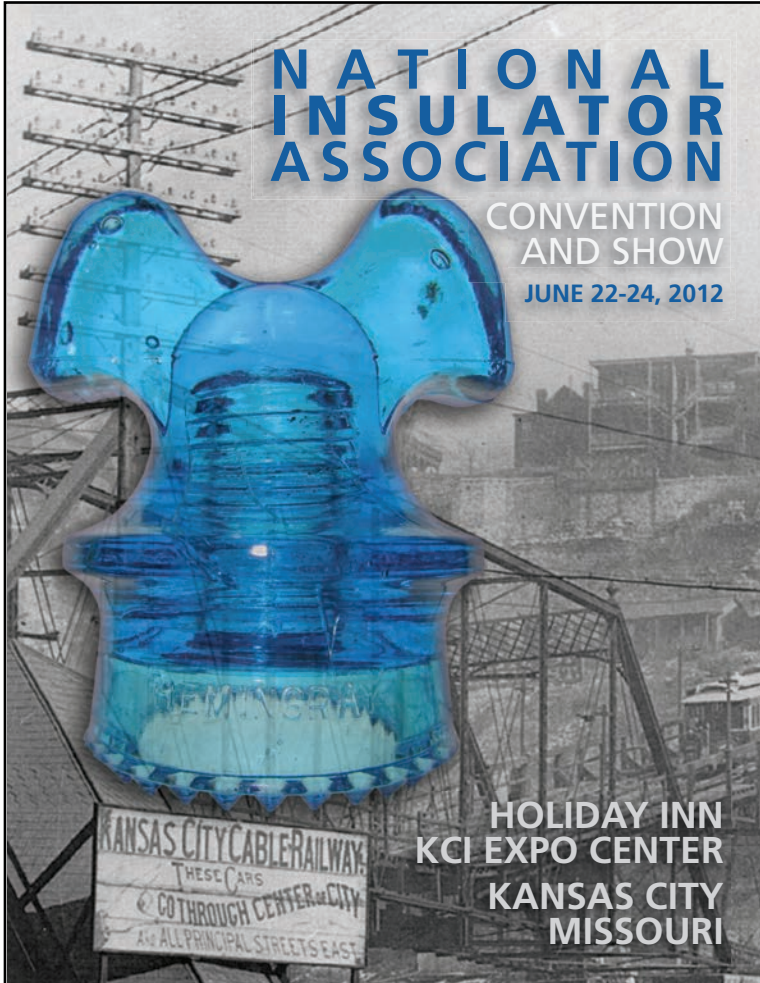
Editor	Shaun Kotlarsky	Page 1
President.....	Lou Hall.....	Page 2
1 st Past President.....	Bob Stahr.....	Page 3
Central Region VP.....	Bill Snell.....	Page 4
Eastern Region VP.....	Matt Grayson.....	Page 5
Executive Secretary.....	Colin Jung.....	Page 6
Historian.....	Miles McLall.....	Page 7
Awards & Recognition Chair.....	Gene Hawkins.....	Page 9
Information Director.....	Michele Kotlarsky.....	Page 10
Scholarship Committee.....	Kay Bryant.....	Page 10
Western Region VP.....	Dan Gauron.....	Page 11
Ethics Chair.....	David R. Wiecek.....	Page 11
NIA Promotions Chair.....	Jim White.....	Page 12
Membership Director.....	Donald Briel.....	Page 13
Webmaster.....	Bob Berry.....	Page 14
Research & Education.....	Jacque Linscott-Barnes.....	Page 15
Treasurer.....	Bill Rohde.....	Page 20
Sixteenth Rohde Insulator Roundup.....		Page 16
National Insulator Association Glass Commemoratives.....		Page 21
Buying insulators at shows with a credit card!.....		Page 22
Masking Insulators.....		Page 23
Important Missouri found Insulators.....		Page 26
Summer 2012 NIA Products.....		Page 27
Membership Application & Renewal Form.....		Page 29
Drip Points Advertising Information.....		Page 30
Upcoming Shows.....		Page 31
NIA Contact List.....		Inside Back Cover



On the Cover

Important Missouri found insulators, see page 26 for full story.

Photo Credit:
CD 150 Barclay | Bill Meier
CD 181 Pluto | Kim Borgman
M-2332 | Mike Spadafora



43rd Annual NATIONAL INSULATOR ASSOCIATION Convention, Show & Sale

June 22-24, 2012 • HOLIDAY INN KCI EXPO CENTER
11230 N. Ambassador Drive • Kansas City, MO 64153

35,000 SQFT of Glass & Porcelain
200+ Dealer & Display tables
Raffles, Auctions, Walk-in Appraisals

Incentives for Early Registration
Drawings for **FREE** Room Nights, Tables and Banquet

FRIDAY, June 22nd
9:00am to 4:00pm NIA members only (ask about becoming a member)
SATURDAY, June 23rd
9:00am to 4:00pm General Admission
SUNDAY, June 24th
9:00am to 1:30pm General Admission

For more information and/or a Show Packet
Contact:

Darryl Wagner
PO Box 411693
Kansas City, MO 64141
kcinsulators@kcba.co
816-719-0801

Charles Brandon
13902 Bond St.
Overland Park, KS 66221
cbrandon@kc.rr.com
816-918-5126

www.nia.org or www.insulatorclubs.org/mvic



Copyright 2012 by National Insulator Association

All rights reserved. This magazine ("Drip Points") or any part therefore may not be reproduced in any form without the prior written permission of the National Insulator Association. Page layout and design by Jivey Designs



Editor

Shaun Kotlarsky | NIA # 4993



I would like to ask everyone attending the upcoming National show to try and take some quality photos & interview collectors because the next issue of

Drip Points Magazine will be heavily focused on the National show. Try and find a different point of view or interesting story. Do you have a specialty? Then write about it IE: "Amazing Brookfield insulators at the National" etc. Look forward to seeing what you come up with!

The lovely website "obsessionistas" (<http://www.obsessionistas.co.uk>) did a story on my collection. It can be viewed at <http://goo.gl/iMCUY> They have many stories on some unique hobbies so check it out!

I have recently started offering "hobby cards" that are custom designed for you. \$30 (regularly \$50!) one time design fee + cost of printing . These are printed on offset presses not inkjet. They come out quite nice. Contact me for more details.

Or see my site <http://www.jiveydesigns.com>

Shaun Kotlarsky



An Insulator recovery 38 years in the making!

By Nora Coppo



In the **summer of 1973**, with my family (I was 13) in Rovegno Village in the center of the village on an old wall, this emerald green t-bar type Borgo 287b

I looked at it and started to wish it was mine.

On **June, 2 2011** our Republic's day, I was back at Rovegno and saw workers repairing the old wall.... I asked to remove the insulator and I put my ladder on the wall tac! One moment and it was mine. 1973-2011

Ciao!



Pin where T-bar lived

Wanted: Articles for Drip Points

If you have a short "Did you know?" style tidbit about an insulator please let me know. Also looking for longer articles (½ page to 2 pages) about an insulator related subject to spice up Drip Points! Send your submissions to newsletter@nia.org Thanks! Shaun Kotlarsky, Drip Points Editor





President

Lou Hall | NIA # 7185



A Donation Challenge to the NIA This is exciting! I have been recently contacted by an individual offering a donation challenge to the NIA membership. This individual will MATCH up to \$10,000.00 in donations made to the NIA. This is a wonderful opportunity for you and the Association. Any amount that you choose to donate will be matched so you will in actuality be contributing double the good you will be doing for the Association. I would love to see the NIA reach the challenge amount by Convention time in Kansas City. Currently, the Association has received \$1,969.00 toward meeting the \$10,000.00 challenge goal. If you have been considering a donation to the NIA now would be a good time to do so. It's the donations from our members that fund the scholarship program, educational outreach programs, the digital scanning of the archival materials, recording of oral histories, color printing of Drip Points, and other worthy projects that benefit the membership and the hobby.

Please send your check made out to the NIA to the following address: Lou Hall, NIA President, 363 W. Stuart Ave., Fresno, CA 93704-1544. Remember, the NIA is a 501(c)3 public charity and as such your donations are tax deductible.

Kansas City, Here I Come! From all reports, I believe the 43rd Annual NIA National Show and Convention is going to be a great one. I am going to drive (from California) to this one. I will have my good friend, Mike Doyle, riding shotgun. We are taking two weeks to make the round trip. As your President, I am making lists and checking them twice! I am looking forward to seeing and greeting as many of you as possible. Hopefully, you will all be attending the Awards Banquet. We will be announcing the recipient of the first NIA scholarship. Also, for the first time, we will be inducting three people into the NIA Hall of Fame. You won't want to miss that. I'll have a few other surprises as well.

By the time you are reading this issue of Drip Points it will be time to get the van checked out, wash the windshield, check the air pressure in the tires, fill up the tank, and do all those other pre-trip activities.

Check the Calendar of Events If you haven't noticed already, Drip Points now has a "Calendar of Events." Check it out! Get to a show in your area. I've never been to an event that wasn't fun! There is always a gathering of great people, lots of collectible stuff, good vittles, and an opportunity to make new friends and get reacquainted with friends not seen for a while. By the way, did I mention that it's FUN?

Lou Hall



Photo by: Mike Doyle


WANTED

Unique & Unusual Insulator Mounting Pins & Brackets



Eucalyptus Insulator Pins
Brackets Pole Steps

- All types of cast iron, multiple pin brackets
- Home-made pins and mounts
- Manufacturer, wholesaler and distributor catalogs



DUNTON TREE INSULATOR

LOU HALL
THE "PIN MAN"

NIA # 7185

363 W. Stuart Ave., Fresno, CA 93704
(559) 435-1740 e-mail: louhall@pacbell.net



1st Past President

Bob Stahr | NIA # 4186



The erection of the historical plaque at Muncie, IN and the proposed one we are currently working on for Covington can provide good exposure to our hobby. With the onslaught of the information age, listing these plaques on websites is just the tip of the iceberg when it comes to people finding out about them and our hobby.

A search of Google for the term "Hemingray Muncie Plaque" has turned out exciting results. We have the plaque listed at these specific websites:

www.hmdb.org (The Historical Marker Database)

www.landmarkhunter.com

www.waymarking.com

We are also waiting our pending approval at www.findthedata.org.

The dedication ceremony video is also on:

www.youtube.com

www.veengle.com

As a result of these listings, several other websites have also now picked up the listings.

New smart phone technology has resulted in many companies developing applications for cell phones. Basically, if you have one of these applications loaded, while you are traveling about the countryside, you can tell your phone, I want to see what historical sites are nearby, or what items of interest are nearby. The phone application will return you with a list of places to go. Of these applications, I know the Hemingray plaque in Muncie has been listed at:

www.goby.com

www.scout.me

The goby website also picked up 8 colored photos of various Hemingray insulators to show the user what an insulator is.

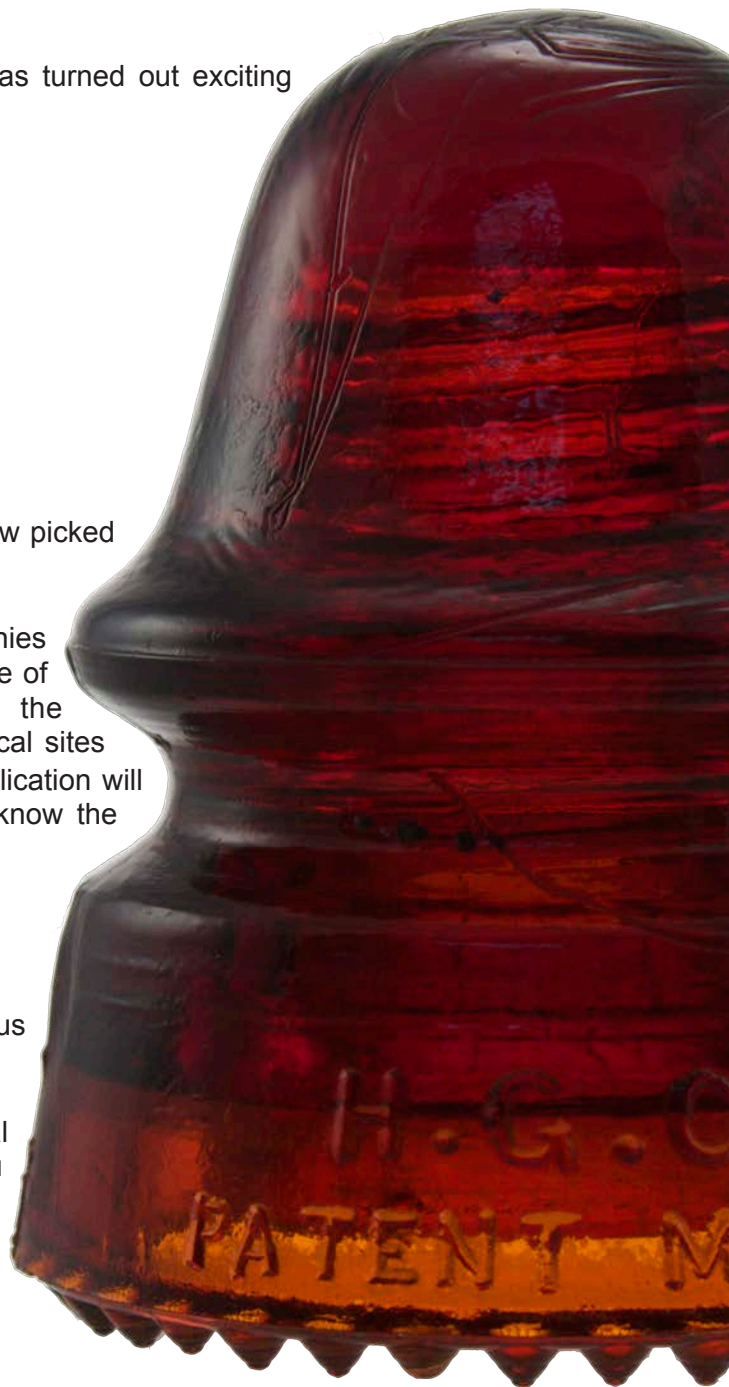
The NIA is currently working on trying to get another historical plaque erected at Hemingray's Covington, KY factory site. If you are interested in being part of this project by making a donation, please send your payment to:

Robert B. Stahr
515 Main St. Unit 403
West Chicago, IL 60185

All checks should be made out to the National Insulator Association. A letter of receipt will be sent.

Thanks.

Bob Stahr





Central Region VP

Bill Snell | NIA # 2624



By the time this arrives in your mailbox, we'll be gearing up for the National in Kansas City. I'm looking forward to seeing many of you there! Darryl and Charles have been hard at work, as have all the members of the MVIC, and this will no doubt be a fantastic National that will be talked about for many years to come. We've all planned for plenty of show-related activities and I hope to see lots of participation. The show hosts have been making a special effort to reach out to people unconnected to the hobby, and as a result we'll see some new faces at this show. This is our chance, as experienced collectors, to demonstrate not just our hospitality, but that shows are educational. The information gained through conversations with collectors far exceeds anything you can find on the internet.

I know the National weekend is a busy time, and there is much to do, but I'd like to encourage everyone to attend the NIA general membership meeting on Friday afternoon. This is your opportunity to hear directly from the board members about what's been going on this year.

This will be my last report as Central Region VP, since my three-year term ends this summer. It's truly been a privilege to serve the membership and the hobby, and I wish to express my thanks to everyone who's offered support and feedback. Back when I first took office in 2009, we were just beginning to finalize the NIA's public charity status. I'll admit that I had some reservations, not so much about the NIA, but related to the structure that the IRS imposed on us. But since then, I'm glad to see we've made it work and I've been very, very pleased to see results that take us beyond a hobby group and into new territory, like the NIA scholarship fund. Right now the funds are limited, but I'd love to see it grow. I firmly believe that education can change a life! I'm sure the NIA will develop other exciting projects in years to come.

At the National, Barry "Bear" Spittler will take office as your new Central Region VP. Bear is an enthusiastic collector and NIA supporter, and I'm confident he'll bring that enthusiasm as he serves on the board. I plan to remain involved in the NIA, probably as a committee member. For many years I simply paid my dues and attended shows, but I remained somewhat limited in my organizational involvement. Now that I understand more of what happens behind the scenes, I want to do all I can to help and support the NIA.

I hope to welcome all of you to Kansas City soon!

Bill Snell





Eastern Region VP

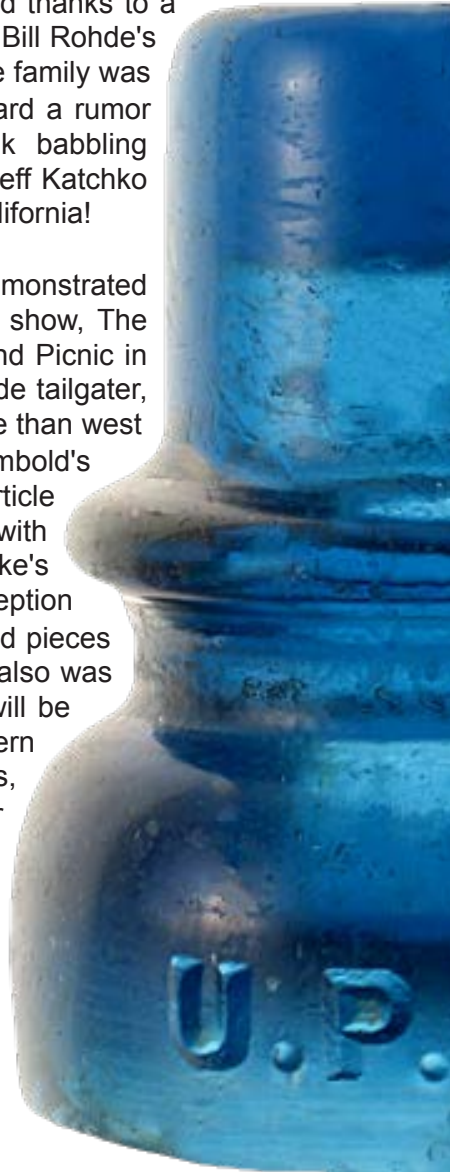
Matt Grayson | NIA # 387



It is hard to believe how quickly the first year of my post as Eastern VP has gone by. The National in Kansas City is just a few weeks away and I am certainly looking forward to another great event. I believe the NIA has made many great advances since receiving non profit status; scholarships, the placing of historical plaques, an enhanced newsletter and website, among others. Our membership has grown this year, I would like to believe the primary reason for such growth are the initiatives undertaken by the Board of Directors and the hard work of all of the committees implementing the programs. There will certainly be growing pains as the NIA advances, but I think we as collectors can and should be proud to be NIA members.

I had the opportunity to travel out of the east this spring, I attended Jason Townsend's show in Yorkville, Illinois and took a longer trip out to Fresno, California for a visit with some of the Golden State club members, culminating with a visit to the Rohde Ranch. I have been traveling to Chicago for Jason's show for a few years now, It is always a pleasure to visit with collectors there. It was certainly another successful show, I believe the hall was sold out. The Rohde Ranch show was another event I have had on my to do list for some time, and thanks to a special invitation, I decided that this was is the year to attend. For porcelain collectors, Bill Rohde's collection is among the best in the country, but quite frankly, the hospitality of the Rohde family was even more impressive than the chance to view a fine porcelain collection. I have heard a rumor that some porcelain collectors, after viewing the collection, have spent a week babbling incoherently or looking over their shoulder for Fred Locke's ghost. If Ken Willick and Jeff Katchko found Fred Locke's attic, in upstate NY, then Fred Locke's barn is located in Fresno, California!

But more seriously, The solidarity and fellowship of insulator collectors is no less demonstrated here in the East. Over the past year I have attended events of the Yankee Polecat show, The Cheasepeake Bay Club, Dixie Jewels and the Western Reserve. The on Golden Pond Picnic in September, at Larry Eamons in Connecticut, is no less an idyllic setting than the Rohde tailgater, and until Larry sold much of his porcelain collection a few years ago, no less impressive than west coast collections. What can I say about the semi annual gathering at Claude Wambold's house in Perkiomenville, Pennsylvania, simply great! Crown Jewels has an excellent article about Claude in the May 2012 issue. I had a wonderful lunch and a a great swap meet with the Western Reserve club outside of Pittsburgh last summer. The Cheasepeake's Shrewsbury show has long kicked off an active show season. This year was no exception with a sell out and good collector participation. All great times and opportunities to add pieces to one's collection. The opportunity to attend the Dixie Jewel show in North Carolina also was an excellent opportunity to sample North Carolina BarBQue, I did take notes, and I will be comparing it to the fare in Kansas City. I know I have missed some of the other eastern clubs, but I am hoping to get to some of your events in the near future. The point of this, if you are not regularly attending shows, please do, you will not regret it. Insulator collectors are a special group, and there is nothing more enjoyable than passing the day with fellow collectors and seeing other collections, and, hey, we have some pretty great cooks out there as well. Thanks to all of the Clubs and their cooks for the great lunches at the shows I have attended. I am certainly looking forward to my second year as Eastern VP The NIA is moving forward with many new programs and innovations which should be of interest to all collectors. I am proud to be a part of the effort. I hope to see you at a show soon, how about the national in Kansas City? It is still not to late, and you will not want to miss this one!!



Matt Grayson



Executive Secretary

Colin Jung | NIA # 7055



✈ Air Traveling to the National as a Dealer or Exhibitor

As an NIA Board member, you look for ways to support the National Convention and the Show Hosts. Two of the best ways are by becoming a dealer or exhibitor at the show. If you are flying to the National as a dealer or exhibitor, planning in advance is a must. Let us start with the dealer. How many insulators are you bringing to sell? You can bring an unlimited number if you are shipping them to the convention, I don't have much experience in that area, but I know that you will have to check with the hotel to see if it will accept your shipments prior to your arrival. Expect the hotel to charge a fee for the service and offer the service for only a limited time period before your arrival.

If you decide to transport your insulators on your airplane either as personal carry-ons or as checked baggage, you will be bringing a more limited number of insulators. Think about sharing table space with another air-traveling dealer or sharing table space with a dealer local to the National so you don't have a half empty sales table before the National starts.

I have transported insulators as both personal carry-ons and as checked baggage and both methods work. What you do depends on your personal preference. If you go the checked baggage route, you avoid the questions and potential extra time spent in the airport security line. You must check with your airline beforehand about its checked baggage rules. Most will charge you extra for extra luggage and there are luggage weight limitations. As a general rule, the weight threshold is 50 pounds per checked bag. If you go over that weight and it is easy to do with insulators, expect to pay an expense overweight baggage fee. I have used partitioned boxes successfully in checked baggage. I make sure the partitions are rigid and then I wrap each insulator in padding before inserting them in the box cells. I then seal the box with packing tape before positioning the box(es) in the suitcase. I use the rest of my personal traveling items: underwear, slippers, toiletries bag, etc. as padding around my insulator boxes. Pack tight and don't go over 50 pounds per bag.

If you decide to transport as personal carry-ons, remember that insulators are heavy and you will have to carry them all over the airport. Your insulators will need to fit into a carrying case that meets airline rules for size and its overhead carrying compartments. Your carry-on will be inspected by airport security, so expect to explain your merchandise and your travel plans. After an inconvenient experience with airport security, I now use a one layer carrying case to transport my insulators. I just flip the latched lid and security can visually inspect all of the contents without removing any of the insulators.

Once you are at the National, unfortunately, you are going to have to think about balancing what you buy with what you sell. The same travel rules apply when you fly back home. You can't sell ponies and expect to fly home with mulitparts. If you think you are going to buy something that is overweight, oversized or has strange-looking metal hardware that might alarm airport security, plan on mailing it home or entrusting your purchase with a fellow convention attendee who can help ship your purchase by other transportation modes.

The same challenges apply if you decide to exhibit your insulators at the National. Display cases, stands and other display frameworks are just not feasible when you are flying. Display narratives and signage are easier to carry on the airplane. Just allow enough time to purchase your display boards at a local art or office supply store. Bring your own box cutter and glue stick—just pack it in your checked baggage. You might also need a display stand or two for your display boards. Check with your show hosts early to see if they can supply them for you.

Enjoy the challenges of selling or exhibiting your insulators at a distant National. I know you will find your efforts rewarding.



Colin Jung



Historian

Miles McLall | NIA # 8548



Preserving your collection of glass and porcelain insulators

The great thing about glass and porcelain insulators, from a conservation stand point, is the inertness of the materials. Glass and porcelain are essentially man made rock and have the potential to last for thousands of years! That doesn't necessarily mean they will look as good in a thousand years as they do now.....so let's look at some ways to preserve the good looks and value of our prized insulators.

Some of the things that can damage glass and porcelain insulators are; in order of decreasing risk.

1. Handling
2. Temperature
3. Light
4. Moisture
5. Contaminants
6. Insects/Mold

I will cover each of these areas in up coming issues of Drip Points. Exploring what can be done to minimize or eliminate the risk of damage.

1. Handling

Chips, Flakes, Bruises, Fish Eyes, etc.

The one major downside to glass and to a slightly lesser extent porcelain is their homogeneous, brittle and yet elastic nature which causes them to be very prone to flaking and or chipping when bumped or struck especially at angles between 35 and 90 degrees. The reason for this is that as the force of the impact travels through the glass or porcelain it tends to oscillate in waves expanding at an angle from the point of impact causing what the insulator hobby refers to as a "bruise" or if the impact was of greater force, a chip or flake. The technical term for this kind of damage is a "conchoidal fracture". A good example of a conchoidal fracture and the angle at which they expand is the cone shaped piece of glass that is removed from a plate glass window when struck by a pellet from a BB gun. This is known as a Hertzian cone. It is quite unusual to find an insulator with a complete Hertzian cone removed from it, but I have seen a couple. (See photo # 1 for an example)



Photo # 1 Shows Hertzian cone damage to a CD 252 Knowles with the point of impact inside the pin hole. Some rust staining at the start to the cone suggests the damage was caused by a metal pin that rusted and expanded until the presser against the inside of the pin hole was too much for the glass to withstand.

What about "Fish Eyes"? Well, a "Fish Eye" is just a smaller Hertzian cone conchoidal fracture that did not penetrate all the way through the material because the force waves were "dampened" by the surrounding material before the

conchoidal fracture could spread very far. When this happens it produces a small Hertzian cone conchoidal fracture that catches the light and reflects it back when viewing the insulator at certain angles, creating the "Fish Eye" effect.

If you look closely at where a chip or flake was removed from an insulator you can see a "wavy" texture to the surface showing how the force of impact traveled through the material. (Photo #2 shows a close-up of this.)




Photo # 2 Base of a CD 145 H.G.Co. Beehive showing how the force of impact traveled through the glass in waves, creating a Conchoidal Flake.

Many Native peoples around the world used the conchoidal fracture to their advantage and created some of the most enduring and beautiful stone tools namely arrowheads, spear points, knives and the like. Thus, we find reports in the literature of the Aborigines in Australia and the Natives of North America causing problems for the early telegraph companies when they removed the insulators from the poles to make arrowheads and other tools out of the glass! I know of one report claiming that the telegraph companies solved the problem by leaving piles of extra insulators at the base of the poles. It would be nice to find one of those piles!!

Of course, the easiest way to prevent this kind of impact damage to your insulators is to encase them in dust proof cases and never handle them. But what fun is it to never hold your insulators up to the light? or feel the substantial weight of them in you hand? or remember the smell of creosote and the first time you saw this treasure and gently lifted it from the dirt or unscrewed it off the pin?!?!

Whenever we work for the preservation of an object it is always a trade off between the enjoyment we get from owning and handling the item or preserving it for as long as possible undamaged by not handling or exposing the item to harmful situations. Museums like the Smithsonian have this problem.....is it more important to have the original Star Spangled Banner on display to inspire the next generation of Americans, even though the flag is deteriorating at a faster rate by being out in the light and air, than it would be in archival storage or is it more important to preserve the flag for as long as possible in un-viewable storage? Museums do the best they can to slow the deterioration process when items are on display by filtering the light and trying to keep contaminants at as low a level as possible, but the choice still has to be made.

So back to insulators, I think it is important that we enjoy our collections as much as possible but it is good to remember that even the lightest bump, if at the right angle, can damage them. Handle With Care!

Abrasion

Another kind of damage that occurs during handling is what we call "shelf wear". This is an abrasion of the area on the insulator that contacts the display shelf. Most often this is caused by the repeated sliding of an insulator back and forth on a surface harder or of equal hardness as the insulator.

There are several ways to prevent this:

1. Pick the insulator up and move it rather than sliding it.
2. Apply a layer of clear finger nail polish top-coat to the surface of the insulator that will be resting on the display shelf. Check it periodically for signs of wear and recoat if necessary. (This only works on glass insulators and porcelain that are glazed on the bottom).

3. Use only materials softer than glass or porcelain for your display shelves, such as wood or plastic. However, this is not a sure fire way to prevent abrasion damage as you must keep the shelf, dirt and dust free. If you are sliding insulators around on dusty shelves even if the shelf is of a softer material than the insulator the dust and dirt act like sand paper and will abrade the insulator. (See Photo # 3 for an idea of what abrasion damage looks like on an insulator with drip points)

Photo # 3 Notice how the tips of the drip points appear dull from the abrasion and have been slightly flattened.



I will continue this article in the next issue of Drip Points, stay tuned!

Miles McLall



Awards & Recognition Chair

Gene Hawkins | NIA # 421



Why should I do a show display?

Do you like this hobby? Do you want to see it grow? Do you want others excited enough to buy your extra pieces from your specialty collection now in your sales stock?

One way to get people excited about your specialty is PROMOTE IT! Write an article for Drip Points! Generate interest in others by showing the breadth of color, shape, embossings, variations & unique things only found in your specialty.

Go through the NIA judging guidelines and get a feel for what makes a good display. Just throwing pretty glass on a table does not get the juices flowing from fellow collectors as much as having handouts (so they can study your research at home) and other educational reading material in your display. IT IS WORTH DOING!

Finally, if you don't happen to win an award, don't despair. If you got ONE collector enthused about your collection it was worth it.

Someone got you interested in the hobby years ago, right? It's about time you returned the favor by generating enthusiasm by doing a display. It's good for you, others, and the hobby in general. Pictures of the display will live on the internet long after your collection is gone.

DO A DISPLAY !!!

Gene Hawkins
Awards & Recognition Chair

NIA Best of Show Ribbons

Hosting a show? Don't forget the NIA offers at no charge NIA Best of Show ribbons for show hosts to award to displays. If you would like a NIA ribbon to award at your show, all you need to do is ask!

Gene Hawkins



Information Director

Michele Kotlarsky | NIA # 5370



Thanks to everyone for contributing articles for this issue of Drip Points Magazine. I know that not everyone can send something every issue. I'd like to encourage you to write reviews about local shows. Spotlight on a club member, how they got into the hobby, what they collect, etc. Know a kid that collects, all the better.

Since we are no longer working with a local printer, sadly our deadlines have to be kept, there is no wiggle room anymore. I would like to thank everyone who can make the deadlines, the sooner, the better!

Thanks again for helping us with the NIA's official Magazine for insulator collecting.

Michele Kotlarsky



Scholarship Committee

Kay Bryant | NIA # 4099



Well we did it !

Thanks to a great committee and spectacular applicants, we found the best of the brightest to receive the first NIA Scholarship. The presentation will take place at the National in Kansas City. We hope our winner will be able to join us in KC.

This was a difficult task. The quality and talent of the young people who applied was amazing. This made our job doubly hard. Each committee member scored each applicant over and over. Applications consisted of 7-10 pages. We conferred and reviewed and read and reread. It seemed each time you read an application you said "this is the one" and then the next one was even better. Wish we had more money to award to these bright young people. If you have a child or grandchild tell them to make sure they think about scholarships and pay attention to their grades and their involvement in community activities. These are most important factors.

Speaking of more money.....we have had our first club donation of \$250.00 from the Chesapeake Bay Insulator Club. Thank you ! This was donated in memory of their member Gregory Malsam. Not to be outdone the Golden State Insulator Club has donated \$500.00 to the scholarship fund. Thank you all for your generous contributions. Let's keep this going !

Please talk about the scholarship fund at your club meetings. It is a great way to recognize outstanding efforts of members as well as to memorialize a member. Donations are tax deductible too !

Thanks to Tommy Bolack who made the scholarship possible. If each club donated \$100.00 we would have enough in no time. Please remind any vendors that you do business with that this is a way to show their appreciation of the hobby.

Once again thank you to my committee who devoted their time and expertise to make this happen. Will see you all in Kansas City !

Kay Bryant



Western Region VP

Dan Gauron | NIA # 8176



It's almost National time again! Could a year since San Jose really have already passed? I guess that's what happens when you look forward to our National shows as much as most of us do. Kansas City is gearing up to be one of the best Nationals ever, with a grande fireworks display, barbeque, arranged tours of the incredible CD collection belonging to Charles Brandon, the greatest massing of electric blue mickeys since they all set atop KC local lines, a great lineup of exhibits and displays, craft classes, and a show hall filled to the brim with every shape, color and size of insulator and go-with imaginable. That's us to the core folks. Hard core enthusiasts and our National show the pride we have in the hobby. It's no small feat putting together any show, never mind one on a National scale, so let's show our support in any way we can to help make this the best one yet. For those of you passing through Colorado on your way there, give a call or stop by and visit.

See you all there,

Dan Gauron



Ethics Chair

David R. Wiecek | NIA # 3225



The 43rd National Insulator Association Convention, Show and Sale at the Holiday Inn KCI Expo Center in Kansas City, Missouri is rapidly approaching on June 24-26. The show hosts have been working hard to promote the show and make it a truly memorable experience. Attend it you can. Participate in the many activities planned for the show. Don't forget to show your appreciation to the hosts. Most of all enjoy the company of fellow collectors, deal honestly and squarely. Do unto others...

I encourage you to contact me if you have a personal matter where you believe the NIA Code of Ethics, as stated in the NIA Membership Handbook, was violated. The NIA Handbook has been updated as of January 2012. The Code of Ethics provides a guide to the general membership for conducting their collecting and dealing activities honorably, honestly and in a manner which will present a good image of the hobby to the public.

Dave Wiecek

Do you want to keep Drip Points full color?

You or your club can sponsor the color printing! Contact NIA President Lou Hall for more information.
Lou Hall NIA# 7185, President@nia.org or (559) 435-1740

The NIA is an 501(3)(c) charitable organization. This means your donations are tax deductible.



NIA Promotions Chair

Jim White | NIA # 1127



Show Promotion and Social Media

It's that time again! Yes, another in a series of articles on insulator shows promotion. I was thinking about my personal highs and lows in collecting. I left the insulator hobby for a period of time to pursue other collecting interests and to tournament bass fish. But the draw of old friends and love of that "thick, colorful glass" brought me back.

As I assess why I left, I consider that the lack of other active collectors in my geographic area caused me to lose interest. That was the day prior to the Internet, social media, ebay, ICON and other outlets to "stay in touch". These technological advances are good additions to our hobby but nothing, in my opinion, can replace the "personal touch" of attending a show. So I encourage very reader to plan to attend at least one show this year. As I assess the benefits, my list includes, saving money on postage that can be directed to purchases of glass or porcelain, the learning experience of visiting with other collectors and seeing educational displays, and actually being able to handle the glass or porcelain you might be acquiring. Last, but not least is the establishment of new contacts and meeting those you may only have communicated with on-line.

The ICON community has certainly aided in keeping us all involved between show events and I encourage all readers to use ICON and support it as a resource. There is a tremendous amount of information to be gained.

Recently, due to unemployment, I have become a student of the social media and its benefits. Show hosts, it may sound pretty elementary, but make sure to announce, well in advance, your show dates and pertinent information in all avenues, including the social media. ICON is great, but it's users are largely already in the hobby. Let's get the word spread to other potential collectors and attract them to attend our events. As an example of the power of social media, I have built a LinkedIn network from 50 primary contacts to a current 300+ level. At the third tier of contacts I now have access to over 6,000,000 contacts.


That is just amazing to me. Even the occasional posting on Facebook, LinkedIn, Twitter, etc. by our established collectors will make great in roads to spreading the word that our hobby is well and growing.

Our cumulative occasional discussions will certainly get our hobby expanding.

Keep on networking my friends.

Jim White





Get Drip Points via Email to enjoy these extra benefits

- Clickable email and web links
- Extra content only available in the email copy of Drip Points.
- Readable on any device that can read PDFs, Including Mac, PC, iPad, iPhone and iPod touch.
- Go green, save a tree.

To switch, email Donald Briel membership@nia.org



Membership Director

Donald Briel | NIA # 7218



By the time you read this issue of Drip Points Jeanne and I will be getting everything ready for our trip to the National in Kansas City, Missouri. Everything seems to be shaping up for a spectacular National show this year. Our show hosts, Darryl Wagner and Charles Brandon, have been extremely busy preparing everything for a large successful show. I'm personally excited about having my first display at a National show. Be sure to look for it when you get there.

Also, by the time you read this, we will have attended the Spokane swap meet. We just returned from the Rohde ranch tailgater in Fresno where we had a great time. Don, Camille, and Bill Rohde were wonderful and generous hosts. The weather was perfect and the turnout was more like that of a regional show. Many thanks go out to the Rohde family.

At this year's National in Kansas City I will be kicking off a project to verify every insulator listing in the price guide. There will be a special kick off meeting to introduce the project and listing books that will indicate the verification status of every insulator currently listed in the price guide. There will also be other groups working to verify specific groups of insulators including cataloging extremely detailed information on each. Be sure to visit each area and offer your input. If you haven't done so already, be sure to visit www.InsulatorPriceGuide.com to preview the current Price Guide and Price Guide Browser.


I have been staying very busy this year as Membership Director. As of this writing our NIA membership count has passed where it was at the end of 2011. It is now well over 1600 active members. Please keep up the good work of letting fellow collectors know about the NIA and its many benefits. Let's try for a record membership year. Membership applications are available on-line at www.nia.org/membership along with a host of other valuable information. There is a membership application in the Crown Jewels of the Wire magazine each month, as well as one in each issue of Drip Points. NIA brochures are available to anyone that would like some to hand out. Many of our new member applications have been a result of people seeing the brochure and filling out the application contained in it. I believe we are starting to see a lot of previously unknown collectors join the NIA and associate with us in the NIA on a more formal basis.

Each year there is a NIA Membership Meeting held the Friday evening of the National. It will be June 22nd this year. All NIA members are invited to attend and many do. However, not all members in the area attend. This meeting is where much information is passed on to members and input gathered from members for future planning. It is also where the next years National is announced. If you are in the Kansas City area, please try to attend the NIA Membership Meeting. The NIA is your organization and this is the place to make your voice heard.

If you are receiving this 'Drip Points', your NIA membership dues are paid for 2012. If you are aware of anyone planning to attend the National in Kansas City that is not current, please let them know they will need to pay their dues prior to getting in on Friday, NIA day. However, by the time you read this it will probably be too late to mail in a dues payment and have it processed in time. As Membership Director, I have many last minute preparations for the National and the NIA Board Meeting held the day prior to the National. Any mailed in dues payments that are not received by me prior to June 10th will not be processed until after the NIA National. Anyone that has not paid for 2011 can bring their dues to the show. It may take them a little longer to get in, but the show should be well worth it.

Have a great year of collecting! I hope to see many of you in Kansas City and at other shows throughout the summer!

Donald Briel



Webmaster

Bob Berry | NIA # 1203



Just a quick note to highlight recent updates to the NIA website. Significant focus has continued on the new section on porcelain insulators from outside the United States (<http://www.nia.org/general/pifous/index.htm>). Please check out this new section as it covers one of the more neglected areas of our hobby that is also one with the largest potential growth! There is still tons to be researched and discovered in worldwide porcelain. If you have any information on new additions, markings, or history related to worldwide glass or porcelain, please contact me. I can help with presenting the data and credit will be given.

Another update is the announcement and availability of this years NIA commemorative. This is the third year that the Commemoratives are being made by the NIA and all revenue is for the benefit of the NIA. Thanks again to John and Carol McDougald for the donation of the mold. The glass maker was provided a purple Whitall Tatum #1 as a reference and they did a pretty good job reproducing nice "sun colored amethyst" color. As usual a limited number of solid pours were also made which have a much deeper color due to the thickness of the glass. The price has not changed from \$40.00 for the regulars and \$45 for the solids – postpaid in the US. See the form in this publication of the website link:



<http://www.nia.org/products/commemorative/index.htm>.

Thanks to Jacqueline Linscott Barnes I was able to add a show report for the 1992 Orlando Florida National. She also provided pictures from several other shows that I'm working on. Here is the link to the National show report page (<http://www.nia.org/nathist/index.htm>) – Reports are available for more than half the shows, but I'd like to expand this to include them all. If you have pictures or information to add to this site, please contact me.

I'm always looking for input on ways to improve the NIA webpage or for articles & information from the NIA membership to enhance the site. Contact me at webmaster@nia.org for input.

Bob Berry





Research & Education

Jacquie Linscott-Barnes | NIA # 1380



From the waving palm fronds, cool ocean breezes and super moon reflecting on the ocean waves.....

What an exciting time of the year....the 43rd National Insulator Association's Annual Convention, Show and Sale is just around the corner. Are you registered (sales table, exhibit table, hotel, banquet and both the Thursday and Friday nights events), packed and ready to travel to Kansas City, MO....where the Third National Meet was held in 1972? Time's flying by, so do not delay!!

As your NIA Research and Education Advisor I have been hard at work with the new assignment I have volunteered to undertake. It's very exciting to tell you I will be following through with the National Insulator Association's ORAL HISTORY PRESERVATION PROJECT. I've done my homework and will be interviewing some of our long-time collectors who will relate how collecting became a part of their lives and recalling some of their memorable experiences along the way. It is intended that these recorded interviews will be placed on DVDs and made available to those collectors who would like to hear about the "early days of collecting". I know this project is going to be very challenging.....because I have had the opportunity to hear about some of the "goings on" of some of our collectors.

So, with the camera in hand, Kansas City here I come. See you there!!

The Education part of my committee has been very active this past quarter. Even though I've had only two requests for a "sampling" of insulators the "count" that Bob Berry keeps of the "hits" on the web site show me that educators are utilizing the opportunity to teach a "mini" unit on the subject. Sometimes educators like to introduce a subject to their class with the idea that students will take it and explore during the summer months. I am pleased with the response the web site has had and hope to add activities to make it more fun.

My many thanks to my committee members – Lee Brewer, Tammy Brewer, and Jeanne Weber, for making this project a success.

Jacquie Linscott-Barnes



Hemingray Covington Plaque fund Sale!

100% of the proceeds of these items will benefit the fund:



- Hemingray made Panel Stand Lamp\$50
- Green CD 162 Hemingray 19 (chip on base) so only\$30
- Hemingray made Amber flat finger lamp Daisy & Button pattern (has crack in base) so only\$40
- Hemingray made pint sized refrigerator water bottle Wishing Well design\$80

Additionally, we have various shards & chunks of glass available from the Covington factory priced from \$5 for a small bag up to \$40 for a large glass vase full of chunks


Shipping will be added to the total, or delivery to KC National.

Bob Stahr, NIA #4186 | 515 Main St., Unit 403 | West Chicago, IL 60185 | 1stpastpres@nia.org

Sixteenth Rohde Insulator Roundup

By Mike Doyle

Hello fellow insulator enthusiasts and welcome collectors of all ages and disciplines. My name is Mike Doyle. I have been commissioned by Bill Rohde to chronicle the latest episode in the sixteen year history of a fantastic back yard insulator collecting hobby swap meet and deep pit BBQ called the Rohde Insulator Roundup. The event, hosted by Bill's parents Don & Camille Rohde, was held on Saturday, April 21st, 2012 at the Rohde Ranch in the San Joaquin Valley, Fresno, California, USA. Saturday morning was as cool and clear as any perfect spring morning should be. The forecast high of 93°F would prove to be rather warm for mid-April in California but the Rohde's tree shaded backyard was a comfortable, festive venue for the eighty or so folks who enjoyed the event.



During the weekend I hosted the National Insulator Association's Eastern Region VP, Matt Grayson, who was visiting from Queens, New York. Matt's a 'Mud Collector' which means that his hobby interests are in porcelain and pottery insulators rather than glass or other materials. This show is traditionally exciting for mud collectors because the Rohde Ranch hosts one of the most extensive (if not THE most) North American porcelain insulator collections known to exist in the world. Although begun by Mike Guthrie decades ago, Bill acquired the collection and has continued to expand and develop the awe inspiring assortment of electrical hardware, signage, and related material such that it now occupies about a thousand square feet of vertically displayed material stacked nearly 20 feet high!

Matt and I left Visalia at the crack of dawn, dashed up CA-99 in light traffic to Fresno and turned left at the 'Big Blue CD257 Mickey Sign' out on Friant Road by the old orchard and down the insulator lined driveway approach to the ranch. We arrived during breakfast and the morning crowd was finishing their first cup of coffee. For those of you still planning your first visit to this event, I'll share some details. Friday is setup day and a number of long time Rohde family friends including Lou 'Pin-Man' Hall, Bill Heitkotter, Bob McLaughlin, Dave LeForge, Dwayne Anthony, and many others arrive a day or two early to assist with the extensive setup process that helps make this such a wonderful event. Friday evening Don & Camille treat the 'set-up crew' to a Hometown Buffett dinner in Clovis.

As we arrived at the house we saw three beautiful custom street machines parked out by 'The Shop' which were shining in the morning sun. The ultra custom hot rods were displayed by Don & Bill Rohde and Bill & LuLu Harrison. Bill Rohde's Corvette is a work in progress and its dual carb growl gave me goose bumps when Denley Bryson climbed behind the wheel and fired that baby up!

It certainly was shaping up to be a glorious day in Insulator Land and it looked to me like there was something for everyone to enjoy. Larry & Alice Shumaker were set up at their customary table as were May & Colin Jung. Dwayne Anthony & Dave LeForge, co-hosts of the D&D swap meet in Grand Terrace, California near Los Angeles were set up by the fence. Dave Elliott was over from Mountain View with his energetic and enthusiastic companion, Jacob Rorie. Larry Perera spent quite some time looking through the photo archives that Don & Camille have been building. Kathy & Paul Greaves from Granite





Bay brought out some nice goodies. I saw Jim & Bob McCarrick, Glenn Adkins, The Impostulator Twins – Pat Brady & Rick McElhinnie, Mark Merzoian, his brother Bob, and Bob's son, Michael. Mark & Bob host the Merzoian Brother's Porterville, California swap meet in Hummingbird Hollow in early August. 'Bart Man' Magoffin and Dave Cross showed up with a good story or two as always, and Curt Randles brought a nice assortment of insulators, bottles and related items to sell. Curt does a great job tumbling bottles and insulators if you need that sort of work done. Last time I checked Denny Hackthorne tumbles glass as well. Denny was up from Riverside and was caught with another Westinghouse on his thumb. Loch Henson & Steve Marsh who recently won honors with his Hemingray specialty display at the San Jose National have a very nice ranch in Placerville, California. They have announced that they will host an insulator swap meet this summer at their place in the gold country foothills of the Sierra Nevada. Sounds like a "You Gotta Be There!" to me.

As I said at the top, the Rohde Ranch BBQ is in its sixteenth year and seems to get better and better as time goes on due to the friendship and hard work of many folks. Some of the gathered friend's associations with Camille, Don, and Bill go back to the '60s and '70s. Folks both in and out of the hobby make this great show possible and in addition to the setup crew I wrote about earlier many a Thank You still needs to go out to Suzie Villa, Nancy & Eddie Brown, Kat McClanahan, Patty and Joe Huizar, Joyce & Gary Spoelstra and DeeDee Hall who are a very important part of the behind the scenes support staff that works hard to make this event a continuing success. Long time hobby friends Oscar & Charlene Dunlap, Mary & Bob Stafford, Cindy Lorente & Mike Stafford, and Larry Perera were seen lookin', sittin' and talkin' with Bill, Don, and Camille Rohde at various times throughout the day.

Barbara Smith and Carver Mead made the rounds as did Kevin Meehan and Paul 'Putt' Puttkammer. LuLu & Bill Harrison brought their insulators and colored funnels down in a beautifully restored International street rod. Mike 'Bring Me Your Fred Locke Insulators' Spadafora was there with his cool, green, hybrid and the big, classic mud (also available in kits.) Jerry Buckland had a killer CD342, Locke 25 on his table. John Contreras was up from Imperial Valley with beautiful, assorted porcelain and crated strains and hardware displayed for sale as only John can. Beverly & Gary 'Power Tower' Yarborough came out from Brown's Valley and shared some great stories. Dave Hall stopped by as did Patricia & Jim Decker down from Tracy, CA. Rachel Schaad & Scott Prall from Citrus Heights were there as was the entire Brown clan from Exeter, California including Shirley, Daniel, Andrew, and Dave.



Bill Ostrander, Mid Norris, Gil Hedges-Blanquez, Ernie Carlson, and Jim Sinasek (Host of the Bend, Oregon show July 21st, 2012) journeyed from the Great Northwest and Smiley 'came down city' from Lake Tahoe with his trailer load of insulators and hardware. Reed Thorne (<http://www.ropesthatrescue.com/>) was there with some great stories. Pete Fortier from Santa Maria brought a CD130 Cal Electric Works and Ron Jenkins (of Three Amigos fame) brought a CD123 deep midnight EC&M. Both pieces were breathtaking examples of early (1870s) western glass. Janet Bond & Stephen Dartnell were set up with some nice color and lots of good quality affordable glass.

Later in the day, after touring 'The Shop' Matt Grayson and I spoke about his experience. Matt agreed that Bill's collection represented an awesome and historic assortment of rare and one-of-a-kind pieces in exceptional condition and color. And indeed it does. Those of you with large collections may be thinking about how dusty it must be out there in the shop. Well ladies and gentlemen I am here to tell you that there is no dust and there are no spider webs. The collection is pristine thanks to the meticulous and tireless effort of Kathleen McClanahan (your friendly neighborhood Aflac agent.) She spends her spare time lovingly washing and polishing every item in the collection from floor to ceiling in preparation for the show. Last year she worked on all the multiparts in the racks. And this year she worked on all the uniparts on the shelves. The place is nearly spotless and everything is nice'n purdy!



The National Insulator Association board of directors was very well represented by Lou Hall, Don Briel, Dan Gauron, Matt Grayson, Colin Jung and Bill Rohde. Lou 'Pins & Brackets' Hall had a table covered with cool iron. Jeanne & Don Briel (the new insulator value guide publishers) were down from Providence, Utah with a nice assortment of insulators for sale. Bob McLaughlin brought an impressive assortment of all things McLaughlin and shared with me that he sold the McLaughlin commemorative mold to Rick Soller. In fact, I learned that Lou and I will be carrying the McLaughlin commemorative mold with us when we drive to KC for the 2012 National. The Golden State Insulator Club had a scheduled meeting at the Rohde event and during the course of the meeting they elected Dave Elliott to be their new president.

As with many families, when a member is unable to attend a family event the others offer their prayers and share their feelings of concern for those missed. Likewise the Rohde's 'extended family' shares their prayers and encouragement to our favorite Union Pacific Railroad specialty collectors Norma and John Giudici. Longer than many of us have been active in our various hobbies Norma and John have been attending shows across the west. They are both very engaging and entertaining in conversation and they'll take time to share some of the best stories you'll ever hear told at any show. At one point they had one of the greatest collections of UP hardware and go-withs ever assembled in a private setting. We signed an insulator and wrote a card which we all hope finds the Giudici's safe and well! Hope you guys can make it to the 18 May Cayucos show.

No Rohde Roundup report would complete without sharing a look at the unparalleled deep pit BBQ banquet featured at this event. By the time Matt Grayson rang the chow bell nearly 100 people queued up to wait patiently for their turn to dish up some shredded, deep pit BBQ'ed, sirloin tip steak (YUM!!) extraordinary ranch beans, fresh toasted garlic bread, tossed salad, fresh shelled shrimp, nuts, chips and dips (served in porcelain and glass insulators!) deserts, ice-cream sandwiches, milk (white and chocolate), water, soda, OJ, and much more. No one goes hungry at the Rohde Ranch. During the meal, Don and the crew literally walk from table to table offering hot seconds and making sure that everyone has exactly what they need to make their lunch extra special. Our hats are off to Camille, Don, Bill and their many helpers for another fantastic show!

With sixteen years of the Rohde Roundup behind us we turn our attention to the next shows that are right around the corner. Watch <http://www.insulators.info/> for Cayucos show dates and the possible announcement of a new Placerville show. Remember that the Spokane show in Washington is in late May. Tommy Bolack will be hosting his annual swap meet in Farmington, New Mexico this summer and your National will be in Kansas City, Missouri. Jim Sinasek hosts the Bend, Oregon show in July and The Merzoian's vineyard swap meet is in August at Hummingbird Hollow in Porterville, CA. Big Sky at Helena, MT is also in August. The D&D swap meet at Grand Terrace, CA is in early October and Springfield, Ohio is on the same weekend as the Tulare show in early November. Shoot! Before you know it we'll be planning to go to Auburn again in December. Lord, grant me the wisdom! An insulator junkie has to take life 'one show at a time,' right?

All you thread-heads, Listen Up: Getcher glass and mud traders into a good, sturdy box. Getcher swap lists and price guides updated. Flip open yer Crown Jewels to Coming Events and click in the Show Finder for details on the next swap meet or tailgater in your area. Dig that dusty wad of cash out-o-the Fred Locke pinhole and get all yer friends together for an insulator road trip because.....

IT'S SHOWTIME!







Treasurer

Bill Rohde | NIA # 1219



National Insulator Association

2011 - 2012 financial statement
9 months ending Mar. 31, 2012

Beginning Balance \$ 33,520.62

Revenues

Membership Dues	\$12,620.63
Product Sales	\$2,619.00
Commemorative Sales	\$2,445.00
Donations	\$10,336.40
Hemingray Plaque Donations	\$549.00
Insurance Income	\$480.00
Miscellaneous Income	\$12.92

Total Income \$29,062.95

Expenses

Advertising	-\$370.00
Taxes, Fees & Insurance	-\$899.21
Marketing Product	-\$442.24
Postage Product	-\$871.32
Membership Expenses	-\$1,445.00
Postage Membership	-\$978.07
Printing	-\$3,461.22
Historian Expense	-\$964.35
Crown Jewels rebate	-\$1,054.00
Drip Points	-\$4,523.88
Show Advertising Rebate	-\$500.00
National Show Awards	-\$1,135.22
Commemorative Insulators	-\$1,216.36
Web Hosting	\$0.00
Hemingray Plaque	-\$25.00
Board Expenses	-\$1,660.35
Scholarship Expense	-\$180.00
Research & Education	-\$420.00

Total Expenses (\$20,146.22)

Sub total \$8,916.73

Ending Balance \$ 42,437.35

Bill Rohde

The National Insulator Association Glass Commemoratives



43rd NIA Convention | 2012 Kansas City, MO
"Amethyst"
(Sun colored purple)



\$40 postage paid for the first commemorative
(each additional piece \$35 when shipped with first)

Solid pours (limited availability) \$50 each



Embossed on the base
of the commemorative:



Embossed on the dome
of the commemorative:



History of the National Show Commemoratives: "Collecting Our History"

Being an enthusiastic insulator collector, Frank Miller of Tulsa, Oklahoma went home from the First National Insulator Meet (that's what the "National" show was referred to in 1970) held in New Castle, Indiana with an idea that collectors should have something by which they could remember the national meets. After months of struggling, he managed to have an insulator mold made. Frank said it was often referred to as "Frank's Last Folly" since he retired from teaching shortly thereafter. He also said it was worth the struggle. The commemorative insulator he designed replicated the early threadless "pilgrim hat" (CD 736) and is almost 4 inches high and is 3 1/4 inches across at the base. Since 1970, the glass commemorative has marked the national show event with new embossing for the location and a new color of glass. In 1979, the project was continued by John & Carol McDougald of Sedona, AZ. John and Carol produced the yearly commemoratives through 2009 at which time they donated the production to the National Insulator Association starting with the 2010 commemorative. Many thanks to the McDougald's for 30 years of production and for allowing the NIA to take over this venture in 2010! Any profits made from the NIA Commemoratives will go to benefit the National Insulator Association, a 501(3)c.

Please remit order and payment to: Please make checks payable to: NIA

NIA 2012 Commemorative

Carolyn Berry
1010 Wren Court
Round Rock, TX 78681

Phone orders: (512) 255-2006

Email orders: pyrex553@aol.com

Google check-out available: see note below

Website: www.nia.org (for Google Check-out follow link from website)

If you have questions, or live outside the continental USA, please contact me by phone or email



Buying insulators at shows with a credit card!

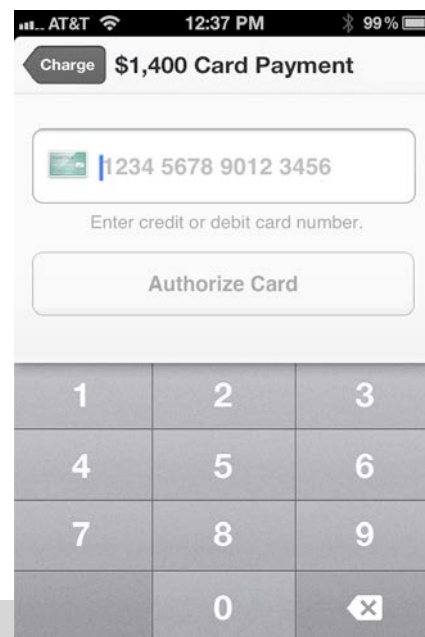
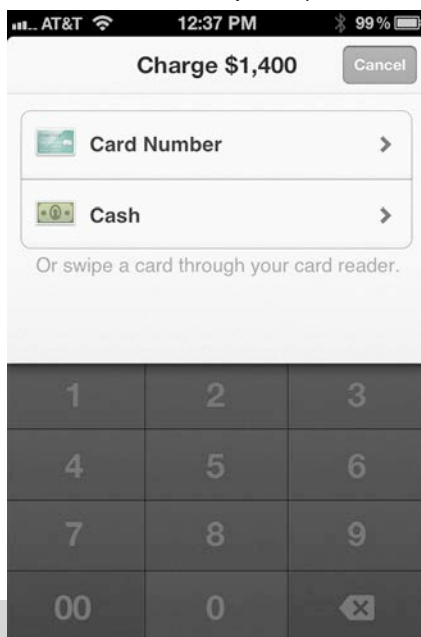
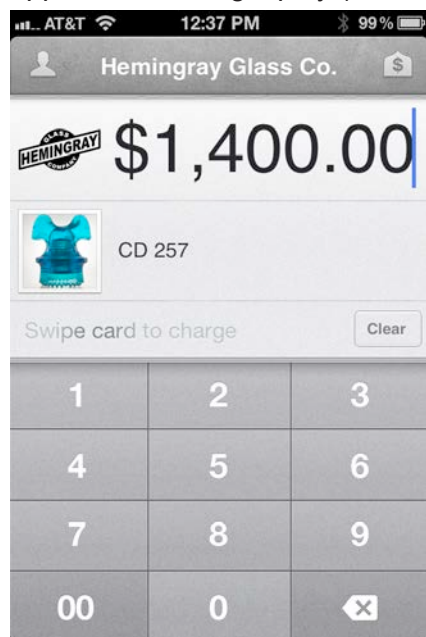
By Shaun Kotlarsky

Paying for an insulator at a show with a credit card may sound pretty far out there but I have been doing this for a over a year now! All you need is a iPhone, iPad, *iPod Touch or select Android devices with Internet connectivity and the free card reader from Square. How it works is you plug the little free dongle into your audio port on your mobile device launch the app and swipe your credit card! Square only charges 2.75% transaction fee is no monthly fees or minimum usage requirements. The money is deposited directly into your bank account next business day. It works amazingly well the app has a beautiful iPhone like interface, clean and easy to use. If you have fixed-price products, you can make a predefined list of these items. Or you can manually enter the amount and a note of what it was for. Even if you sell some items with cash, you can use squares application to track these sales too.



As I am writing this PayPal also announced a similar service, call PayPal Here. Similar to Square it to use as a card reader in the audio port but directly deposits to your PayPal account instead of a bank account. For testing I have ordered the card reader but they have yet to begin shipping. So I can't fully review it just yet. I see no reason why you shouldn't just go with Square it's been around a while and is a solid product and they have a well designed App (attest on iOS I have not tried it on Android)

If you act now there is still time before the National to get set up was Square and take credit cards at the National! It only takes about five days for them to ship you the little card reader You can download the Square app from the Apple app store or Google play (formally known as Android market place).



Screenshots of a sample insulator sale.

* To use a iPod (or not 3G/4G iPad) for Square you will need a active Internet connection. If there is Wi-Fi in the show hall this will work, if not a mobile 3G or 4G hot spot device will work. I recommend the "Huawei Express Mobile Hotspot" from Ting (<http://ting.com>) as you can get it with the cheap data plan for \$3/Month



Information on Square | <https://squareup.com/>
Apple App store link | <http://itunes.apple.com/us/app/square/id335393788?mt=8>
Google Play link | <https://play.google.com/store/apps/developer?id=Square,+Inc.>



Photo Credit:
Square Inc, Images for Media | Square reader, Square logo, Reader in use

Masking Insulators

By Gene Hawkins

Have you wondered how many different molds a glass company used? Ever want to know if two insulators came from the same mold? You can try to find out by doing some masks. It's easy & inexpensive to do. Masking insulators can show you tiny details easy to miss with the naked eye. Masking is a valuable research tool you can use once you start asking questions that may never be completely answered.

With apologies to others' methods, here's how I mask insulators. First gather some items:



✓ Insulators

✓ Acetate or any clear, flexible but non-stretch material such as cut notebook sheet protectors

✓ Scissors

✓ Clear packing tape

✓ A black Sharpie ultra-fine point marker

✓ Set up in a well lit spot, with good table space.

1. Cut a strip of acetate so you can cover all insulator's embossings & blots outs that are visible. Insulators with dome plus skirt embossings will take a larger piece of acetate.

2. Take a little piece of tape and put it on one end of the acetate, taping it so the end is between the rear embossing & the mold line. Do not tape over any embossing. Be sure the acetate goes below the base of the insulator.

3. Pull the strip tightly around the skirt taking care to cover the embossed area entirely. Make the acetate as parallel to the skirt surface as you can. Tape the loose end on the right side of the mold line past the 1st piece of tape. (go more than all the way around the skirt) Insulators with only front embossing, you only need to go from before one mold line to after the other side's mold line.




4. Pieces with high skirt angles like CD 151's are best done with a semi-circle cut from a large piece.

5. Mark where the side mold lines intersect the base mold line. It will look like an upside down "T". These are critical orientation marks. Be very careful not to smudge these marks!



6. For CREB beehives you only need to mask above the upper wire groove. (Note the tall center strip above the CREB embossing to capture the shop # location!) Anything is usable to orient one piece to another.



Use this method for any crown embossed insulators.

7. Without smudging the orientation marks, gently outline the lettering. You can outline as shown in the picture or just hit the apex of the embossing with a line like the CREB pic above. I like to outline them if the embossing is thick & I have an ultra-fine sharpie. If I have a normal sharpie, I'll just hit the peaks with a line. Take your time & stretch your fingers often to reduce cramping.



8. Verify your orientation marks are still in the correct location. Sometimes they shift.

9. Now mark the rear embossing. Take special care not to smudge all the work you have done on the front embossing & orientation marks!

10. After you are pleased that the embossing is documented, remove the tape from the insulator, but not the acetate.

11. Tape the acetate down onto the table so the marker is up.

12. Take a piece of clear packing tape and completely cover the marker ink. A couple of short pieces might work better in some instances than one long one. Try not to stretch the tape tighter than the acetate or it will curl. Your goal is to have the acetate be able to lay flat, yet be flexible enough to curl around an insulator.



13. I always write the CD & what [EIN] on the far edge so I can see which one I want in a stack of acetates. If you are comparing one [EIN] label them A, B, C... If you do a lot of masks, you might record the date, owner, & other important details.

To use the masks: take another insulator with the same embossing and put the left orientation mark in place. Hold it with your thumb and stretch it over the skirt. As you get to the opposite mark, put it in correct alignment. These should line up as most mold lines were consistent. If the lettering doesn't match and your orientation marks are dead on, they probably came from different molds. Cool huh?

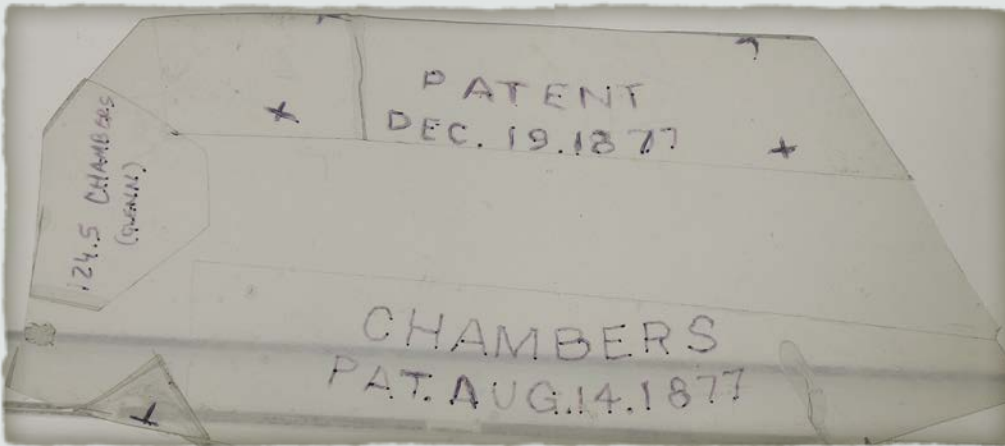


Masks are easy to snail mail to your fellow collectors as they fit a normal envelope with only 1st class postage since they lay flat. This is a great way to collaborate research cheaply & without risking shipping expensive glass across country.

From masking we've learned there were no more than 4 molds of each CD at King City Glass Works, found that there were at least 3 molds of the scarce CD 102 Brookfield [290] MLOD...

...and all the rare CALIFORNIA variant kegs I've masked (11 so far) have all been from the same mold.

This doesn't conclusively mean there was only one mold, but it's good information to know when trying to figure out how many molds a company used.



At the Springfield Ohio show's combined 1871 display we masked the CD 124.5 & found the exact CD 124.3 match, they came from the same mold!

Credit goes to my masking predecessors Lee Brewer (King CREB) & webmaster Bill Meier, who uses only packing tape. For me, marking on the glue side of packing tape (Meier method) is too difficult.

Important Missouri found Insulators

By Shaun Kotlarsky

With the 2012 National insulator show coming up I thought it would be fun idea to do a little article on some of the hobbies most important insulators that were found in Missouri. There have been many amazing insulators found in Missouri both class and porcelain but this article focuses on just three of those. This article does not included all the wonderful CD 162's in a wide range of colors I have been found in this state. Or things like the U-401 etc.

Hopefully this will inspire you to go drive around before or after the National and look for some gems on buildings. Just remember to get permission before removing anything :)



CD 150 Barclay SDP

Back in 1987 an insulator collector named Rob Lloyd found the only known CD 150 Barclay With drip points. This piece was made by Hemingray and was found in St. Louis Missouri. The full story can be found in the September 1987 issue of Crown Jewels of the Wire on page 14.

Photo Credit | Bill Meier



CD 181 Pluto Times 2

Any of us would be extremely excited to find one CD 181 Pluto on a building but how about finding a bracket with two of them on it! This is what happened to Pat Scott in 2010.

Photo Credit | Kim Borgman



M-2332 Times 2

Pat Scott Was able to rescue these two beautiful rare Fred M Locke M-2332's as they were being taken out of service recently. See the Spring 2012 Drip Points Magazine for the full story on this amazing find.

Photo Credit | Mike Spadafora



Summer 2012 NIA Products

www.nia.org/products

GOLF / POLO SHIRTS

Colors: Call or email for colors
Info: All with embroidered logo
some with pockets, pockets, 2X \$3.00 extra

Price: \$38 or \$41

Size: S ___ M ___ L ___ XL ___

2XL ___ 3XL ___

Color: _____

Total Quantity: _____

Total Price: _____

BUTTON FRONT SPORT SHIRT

Colors: White, Red, Blue, Brown, Tan



Info: All with embroidered logo
(no pockets)

Price: \$32 or \$35

Size: S ___ M ___ L ___ XL ___

2XL ___ 3XL ___

Color: _____

Total Quantity: _____

Total Price: _____

DENIM SHIRTS

Colors: Stonewash Blue or Natural



Info: Nicely weighted denim, pre-shrunk cotton, left-side pocket

*ladies order comparable men's size. see chart

Price: \$35 or \$38

Embroidered logo

Size: S ___ M ___ L ___ XL ___

2XL ___ 3XL ___

* S/Sleeve ___ *L/Sleeve ___

Color: _____

Total Quantity: _____

Total Price: _____

T-SHIRT

Colors: Stonewash Green, Stonewash Med. Blue, Pebble (Sand), Lt. Steel Gray



Info: Hanes Heavyweight, 6.1 oz .cotton Pre-shrunk. Screen-printed logo (front & back)

Price: \$20 or \$23

Size: S ___ M ___ L ___ XL ___

2XL ___ 3X ___

Color: _____

Total Quantity: _____

Total Price: _____

HENLEY T-SHIRT

Colors: Black and Lt. Steel Gray



Info: Only come with embroidered logo.
3 button placket

Price: \$25 or \$28

Size: S ___ M ___ L ___ XL ___

2XL ___ 3X ___

Color: _____

Total Quantity: _____

Total Price: _____

EMBROIDERED LOGO T-SHIRT

Colors: Sand, Gold, Ecru, Ash Gray, White, Cardinal Red, Lt. Blue, Army Green, Navy, Bright Green, Lt. Steel Gray, Stonewash Green, Chestnut Brown, Maroon



Info: I have a limited number of t-shirts with pockets, call for details

Pockets, \$2.00 additional on all regular t-shirts

Price: \$20 & 23

Size: S ___ M ___ L ___ XL ___

2XL ___ 3X ___

Color: _____

Total Quantity: _____

Total Price: _____

CREW NECK SWEATSHIRTS

Colors: Hunter Green, Cardinal Red, Lt. Steel Gray



Info: Heavy weight 100 % Cotton/polyester blend, Pre-shrunk, Embroidered logo

Price: \$25 or \$30

Size: S ___ M ___ L ___ XL ___

2XL ___ 3X ___

Color: _____

Total Quantity: _____

Total Price: _____

HOODED SWEATSHIRT

Colors: Lt. Steel Gray

Info: With full front zipper/muff pocket & drawstring hood, embroidered logo

Price: \$35 or \$40

Size: S ___ M ___ L ___ XL ___

2XL ___ 3X ___

Color: _____

Total Quantity: _____

Total Price: _____

CAN KOOZIE™

Colors: Blue, Red



Info: The original beverage Koozie™ With NIA Logo. Fits any standard 12 oz Can or water bottle.

Price: \$1

Color: _____

Total Quantity: _____

Total Price: _____

EMBROIDERED CAP

Colors: Stone/ Navy bill, Khaki / Green bill, or all Denim (Circle color choice)



Price: \$16

Total Quantity: _____

Total Price: _____

COLLECTORS PATCH

Price: \$4

Total Quantity: _____

Total Price: _____

NIA DECAL

Info: for inside car window

Price: \$0.50

Total Quantity: _____

Total Price: _____

NIA NAME BADGE

Info: Engraved; beveled edges | Pin back (free) OR Magnetic back add \$1.00

Price: \$13 or \$14

Total Quantity: _____

Total Price: _____

BADGE BAR

Info: For NIA position or Local Club

Price: \$4

Total Quantity: _____

Total Price: _____

TOTE BAG

Info: "Big Thunder" Tote bag - sturdy With NIA logo

Price: \$15

Total Quantity: _____

Total Price: _____

Name Badge Engraving Information:

Name _____ NIA# _____ City _____ State _____ Pin Magnet

Name _____ NIA# _____ City _____ State _____ Pin Magnet

Name _____ NIA# _____ City _____ State _____ Pin Magnet

Club Bar _____ Quantity Needed _____

Club Bar _____ Quantity Needed _____

Club Bar _____ Quantity Needed _____



Thank you for supporting the NIA!

U.S. Postage:

\$6.75 for the first item & \$1.50 for each additional item ordered.

Postage for Patches, Decals, Badge Bars are \$0.60 each.

Name Badges are \$0.85 each to mail.

For Postage outside the US or AK & HI Contact me for quote

Shirt Sizing Chart:**Adult/ Mens**

S 32-34 | M 36-38 | L 40-42 | XL 44-46
2X 48-50 | 3X 52-54

Ladies

S 28-30 | M 32-34 | L 36-38 | XL 40-42

Ladies order comparable adult/men's size for most shirts, unless specifically noted as a ladies shirt

Please make check or money order in U.S. funds payable to
National Insulator Association or NIA

Name: _____

Address: _____

City: _____ State: _____ Zip: _____

Telephone: _____

Email Address: _____

Subtotal: _____

US Postage: _____

Total Enclosed: _____

Send completed form to:



28

Tina Rienstra | 6527 W. 93rd Avenue | Crown Point | IN 46307 | 219-365-7913 | tlriens@att.net



Membership Application & Renewal Form

<http://nia.org/membership/>

Prospective members may join the NIA at any time; however, the "membership year" begins on January 1st and ends on December 31st. New memberships issued within three months of the beginning of the new membership year (October – December) will be good for the following calendar year. New members are entitled to all membership privileges immediately upon acceptance by the NIA.

If you are joining the NIA during the months of January through September your membership will expire on December 31st of this calendar year.

Submit (Payable to the NIA in U.S. funds) **To:** **Donald R. Briel**
 NIA Membership Director
 P.O. Box 188
 Providence, UT 84332
don.briel@comcast.net

Dues Schedule:
 Regular Membership \$12.00
 Junior Membership (under 18) \$5.00
 Club or Organization \$12.00

Check appropriate class: Regular Family Junior Club/Org.
Check years of Payment: Single year Multi-year

Please Print Legibly

Name _____

NIA # (if renewal) _____

Address _____

City _____

State/Province _____

Zip/Postal Code _____ (+4) _____

Country (if not U.S.) _____

Telephone Number _____

E-Mail Address _____

Include me in the Annual NIA/Crown Jewels Directory Yes No
 Include my Telephone Number Yes No
 Include my E-Mail Address Yes No
 I would like to receive Drip Points in the following format Paper Electronic
 (Check only one, An E-mail address is required for electronic)

Referred by: _____ **NIA #** _____

Additional Family Members residing in the Same Household at no additional cost.

Name	NIA # (if renewal)
1 _____	_____
2 _____	_____
3 _____	_____
4 _____	_____

Revised January 1, 2012

Signed _____

Date _____

Amount Enclosed \$ _____

Drip Points Magazine Advertising Information

- Display Ads will be sold by fractions of a page.
- Camera-ready copy is preferred but not required.
- An additional fee may be charged for color and set-up based on size and complexity for ads.
- All advertising will be kept confidential until it is published.
- Multiple ads must run in consecutive issues with no changes.
- All ads must be paid for in advance.
- Advertisements must meet all postal regulations that govern publications mailed at Non-Profit Standard Mail prices of postage.

Full Page

1 x = **\$100.00**
2 x = **\$189.00**
3 x = **\$278.00**
Full year 4 x = **\$367.00**

(Multi run discount **\$11.00/x**)

One-Half Page

1 x = **\$55.00**
2 x = **\$101.00**
3 x = **\$147.00**
Full year 4 x = **\$193.00**

(Multi run discount **\$9.00/x**)

One-Quarter Page

1 x = **\$30.00**
2 x = **\$53.00**
3 x = **\$76.00**
Full year 4 x = **\$99.00**

(Multi run discount **\$7.00/x**)

One-Eighth Page

1 x = **\$20.00**
2 x = **\$35.00**
3 x = **\$50.00**
Full year 4 x = **\$65.00**

(Multi run discount **\$5.00/x**)

One Sixteenth Page

1 x = **\$15.00**
2 x = **\$27.00**
3 x = **\$39.00**
Full yr 4 x = **\$51.00**

(Multi run discount **\$3.00/x**)

For more Info. on advertising or
to buy a ad contact:

Christian Willis, NIA #5185
P.O. Box 2797
Parker, CO 80134

Phone: (949) 338-1404

Email: admanager@nia.org

Upcoming Shows

JUNE 2, (SATURDAY)

Farmington, New Mexico

5TH Annual B-Square Ranch / Tommy Bolack Insulator Tailgater will be held on Saturday, June 2nd at the B-Square Ranch, 3901 Bloomfield Highway, Farmington, NM 87401. Tours will be available for the Bolack Electromechanical Museum and Bolack Museum of Fish & Wildlife. The Electromechanical Museum contains Tommy's amazing 50 year collection of antique electrical artifacts that tie in well with insulator collecting, creating the largest go-with museum of its kind. The Bolack Museum of Fish & Wildlife is one of the largest private collections of its type in the world. Tours will be available by pre-appointment only on Friday, June 1st. The insulator tailgater will begin at 9:00 AM Saturday, June 2nd. Admission is free. No table fee. Bring your tables or open your tailgates. (A few tables will be available as the event may be moved inside one of the museums in case of inclement weather.) Special tours of Tommy's personal world class insulator collection will also be available on Saturday. Lunch will be catered free of charge to all guests! Please take note that this is a RSVP event that will require advance planning. Please inform us as far in advance as possible if you plan to attend, including your tour request. RSVP to: TOMMY BOLACK, NIA #3756, ph: (505) 325-7873 (Please leave message if there's no answer.)

JUNE 2, (SATURDAY)

Toledo, Iowa

The 15th Annual Hawkeye State Insulator Swap Meet will be held from 8:00 am – 3:00 pm at the Toledo Heights Park in Toledo, IA. The site is located just off of old Highway 30 and one mile West of Highway 63. There is no cost to set up and lunch will be provided for those attending. Many great Midwest collectors and friends have made this a fun event and we hope that this year will be no different. Come join us for a great time in the Hawkeye state! For additional information contact DAVE SHAW, NIA #7167, at 641-484-5463 e-mail: dshaw@mchsi.com or TOM MURPHY, NIA #6840, at 641-484-6870.

JUNE 16, (SATURDAY)

Perkiomenville, Pennsylvania

The 39th Annual Pennsylvania Insulator Show and Sale will be held June 16th. Insulators, Lightning Rods, Balls and Points, Telephone and Telegraph items, Insulator hardware and related items. This is also our Spring insulator picnic where people bring food items to share. Dealer set up any time after 6:30 am. Show time 9:00 am until the last person leaves. Address is 1837 Perkiomenville Road, Perkiomenville, PA 18074. CLAUDE WAMBOLD, NIA #1717, 1837 Perkiomenville Rd., Perkiomenville, PA 18074 – phone 215-234-8413 or e-mail acwambold2@verizon.net or STEVE BOBB, NIA #827, phone 610-539-6533, e-mail sbobb1@verizon.net.

JUNE 22 – 24 (FRIDAY – SUNDAY)

Kansas City, Missouri

43rd National Insulator Association Convention, Show and Sale. Holiday Inn KCI Expo Center. Close to airport, FREE shuttle, 35,000 sq. ft. of Glass & Porcelain, Raffles, Auctions, Walk-In Appraisals and more. It has been 40 years since a National has been in Kansas City, so come join us in filling 200+ dealer and display tables and to showcase our hobby to Mid-America. There are incentives for early registration in drawings for FREE room nights, tables & banquet ticket for dealers, displayers and attendees. Download show packet at www.insulatorclubs.org/mvic or call DARRYL WAGNER, NIA #8671, ph: (816) 719-0801, kcinsulators@kcba.co or CHARLES BRANDON, NIA #1892, ph: (816) 918-5126, cbrandon@kc.rr.com

JULY 21 (SATURDAY)

Bend, Oregon

First ever insulator swap meet and tailgater at the home of Jim Sinasek, 64420 Research Road, Bend, OR 97701 on July 21st from 9:00 AM to dark. Hosted by the Jefferson State Insulator Club. BBQ at noon. Bring side dishes. Limited number of tables available. Please bring your own if you can. Camp on site or at the nearby Tumalo State Park. Motels close by also. Info: JIM SINASEK, NIA #8552, ph: (541) 383-8967 or email: oregonjim@q.com

JULY 27 & 28 (FRIDAY – SATURDAY)

Arcanum, Ohio

18th Annual Hog Roast & Pool Party July 27th and Insulator Swap July 28th at the home of Alan Stastny, 8784 Grubbs Rex Road, Arcanum, Ohio 45304. Insulators, lightning rod collectibles, milk bottles & other vintage collectibles will be featured in Saturday's Swap from 8:00 AM to 2:00 PM. ALAN STASTNY, NIA #4989, ph: (937) 884-7379

AUGUST 11 (SATURDAY)

Martinsburg, West Virginia

12th annual Shenandoah Valley Insulator Show and Sale. Calvary United Methodist Church, 220 W. Burke St. Dealer set up 7am – 9am. Show hours 9am – 2pm. Sponsored by the Chesapeake Bay Insulator Club. INFO: Jeff Hollis, 56 Corning Way, Martinsburg, W, Va. 25405, (304) 263-6140 or wvacampfire@gmail.com.

AUGUST 11 (SATURDAY)

Grandview, Washington

SSS Tailgater, 1621 Bethany Rd, Grandview, WA 98930 on Saturday, August 11th, 2012 starting at 9:00 AM. Info: TERRY DROLLINGER, NIA #7930, ph: (509) 830-2809 or email: terrymdroll@yahoo.com

AUGUST 18, (SATURDAY)

Seneca, South Carolina

The Dixie Jewels Insulator Club's summer swap meet will be held at the World of Energy in Seneca, South Carolina on Saturday, August 18, 2012 from 10:00am – 4:00pm EST. Dealers can start setting up at 9:00am. The World of Energy is located at Duke Energy's Oconee Nuclear Station on Rochester Hwy. (Hwy 130). Duke Energy's World of Energy is an education center to learn about how electricity is generated using water, coal, and uranium through a self-guided tour with models and interactive games. Also learn about the history of Southern Power Company and the worlds first power grid. The World of Energy building is located at 7812 Rochester Highway, Seneca, South Carolina, on Lake Keowee. Admission is free. There will be 16 tables and chairs provided to set up in the main lobby. Make sure to reserve a table early or you will have to bring your own. There will be plenty if inside space for any extra tables needed. Hotels in the surrounding Clemson area are as follows: Holiday Inn Express, Comfort Inn, Hampton Inn, Best Western and Jameson Inn. Lunch will be provided. Contact JEFF KRAEMER, NIA #8615, at th9200jk@aol.com or 864-908-5105 to reserve tables. Learn more information about the World of Energy at www.duke-energy.com/worldofenergy.

AUGUST 24 & 25, (FRIDAY & SATURDAY)

Helena, Montana

11th Montana Big Sky Insulator Swap Meet, hosted by Ron & Peggy Yuhas, Friday and Saturday August 24 & 25. Friday: Social gathering at Yuhas home, 895 Lodestar Road, from 6:00 to dark. Saturday's meet will run from 9:00 to 3:00 at the Yuhas Millwork Company, 2201 Hauser Blvd. in Helena. BBQ at noon. Free drawing for Coolie Hat, Muncie and Pyrex 441 at 1:00. Info: RON YUHAS, NIA #1993, 406-443-6154 or 406-439-4573 or email: gramapig@bresan.net.

AUGUST 25 (SATURDAY)

Houston, Texas

The 21st Annual Houston Insulator and Collectibles Show, sponsored by the Lone Star Insulator Club, will be held August 25th in the Pasadena Room of the Houston Marriott South at Hobby Airport, 9100 Gulf Freeway, Houston, from 9:00a.m. until 4:00p.m. Free parking, free admission. Dealer tables \$40. Guest rooms \$79/night for show attendees. Fly into Hobby and take free shuttle to and from Hotel. Contact CHRIS, NIA #7004, (281-461-9652 crenaudo@aol.com), KEITH, NIA #1497, (979-245-2558 keithbrooking@sbcglobal.net), or JOHN (281-992-5717 j.hall@ix.netcom.com) for more information.

SEPTEMBER 7 – 9 (FRIDAY – SUNDAY)

Merritt, British Columbia, Canada

Annual insulator swap meet at the Insulator Ranch, 3045 Spanish Creek Place, Merritt, B.C. Use exit #286 off Coquahalla Hwy #5, and head towards Merritt. Turn left onto Coldwater Road, proceed 4 blocks to Spanish Creek Place. Just follow the "Insulator Show" signs. Trailers, Motor Homes, RV's all welcome. Bev provides a delicious "chilli and rolls" luncheon on Saturday, and a breakfast of coffee, bacon and eggs Sunday morning for the survivors. No charge: our way of putting something back into a great hobby. Tables provided. For info: BOB SCAFE, NAI #6233, ph: (250) 378-2787 or email: bobscafe@telus.net.

OCTOBER 5 & 6, (FRIDAY & SATURDAY)

Canyonville, Oregon

Jefferson State Antique Insulator, Bottle & Collectible Show & Sale will be held at Seven Feathers Casino Resort (www.sevenfeathers.com) . Dealer setup / \$10.00Earlybird Admission: Friday...12-7pm, and Saturday...8-9am. Free public admission Saturday, 9am-3pm. Info: BRUCE SILVA, PO Box 1565, Jacksonville, OR 97530. 541-899-8411. jsglass@q.com (NOTE: Change of date / weekend from last year!)

OCTOBER 6, (SATURDAY)

Grand Terrace, California


5th Annual Double –D Insulator Tailgater Extravaganza, hosted by Dave & Dwayne, sponsored by the Golden State Insulator Club. Location is Wilden Park, 22069 Van Buren St., Grand Terrace, CA. Set-up officially begins at 8am. Bring your tables and chairs, or sell right from your tailgate. Lunch is served and noon (at a nominal donation). Admission is free! DAVE LeFORGE, NIA #7736, 909-783-3423 or leforge@roadrunner.com; DWAYNE ANTHONY, NIA #3619, 909-862-9279 or insulators@open-wire.com; or for additional info please go to <http://www.insulators.info/shows/dde/>. Please RSVP.

Upcoming Shows data compiled by Lou Hall

LATEST EDITION

North American Glass Insulator Price Guide

- 348 Pages – Spiral Bound
- Added CD Numbers
- Added Embossing Listings
- Added Color Listings
- Drawings with Listings
- New Helpful Appendices
- Color Cover and Photos
- Scale Drawings in New Appendix



Paper Edition -- \$49 post paid in USA

Call or email for shipping rates outside of USA

To order: send check, money order, or PayPal to:

Donald R. Briel

P. O. Box 188 * Dept. D

Providence, Utah 84332

Don.Briel@comcast.net

(435) 753-5786

Visit: www.InsulatorPriceGuide.com

National Insulator Association



PRESIDENT

Lou Hall, NIA #7185
363 W Stuart Ave
Fresno, CA 93704
president@nia.org

FIRST PAST PRESIDENT

Bob Stahr, NIA #4186
515 Main St., Unit 403
West Chicago, IL 60185
1stpastpres@nia.org

SECOND PAST PRESIDENT

Kevin Jacobson, NIA #6720
1102 West Aster Dr
Phoenix, AZ 85029-2808
(602) 564-0815
2ndpastpres@nia.org

WESTERN REGION VP

Dan Gauron, NIA #8176
P.O. Box 1721
Colorado Springs, CO 80919
westernvp@nia.org

CENTRAL REGION VP

Bill Snell, NIA #2624
11427 E Scarritt Ave
Sugar Creek, MO 64054
(816) 769-7455
centralvp@nia.org

EASTERN REGION VP

Matt Grayson, NIA #387
34-30 78th Street, Apt. 2-F
Jackson Heights, NY 11372
easternvp@nia.org

INFORMATION DIRECTOR

Michele Kotlarsky, NIA #5370
147 Cherokee Rd
Pontiac, MI 48341
information@nia.org

MEMBERSHIP DIRECTOR

Donald Briel, NIA #7218
P.O. Box 188
Providence, UT 84332
(435) 753-5786
membership@nia.org

SECRETARY

Colin Jung, NIA #7055
1544 Norland Dr
Sunnyvale, CA 94087
secretary@nia.org

TREASURER

Bill Rohde NIA #1219
P.O. Box 28
Colusa, CA 95932
530-701-4377
treasurer@nia.org



AUTHENTICATION & CLASSIFICATION

Paul Greaves, NIA #2685
8830 Benton Acre Rd
Granite Bay, CA 95746
authentication@nia.org

AWARDS AND RECOGNITION

Gene Hawkins, NIA #421
3847 North Prairie St
Warsaw, IN 46582
awards@nia.org

ETHICS

David Wiecek, NIA #3225
63 Reinman Rd
Warren, NJ 07059
ethics@nia.org

HISTORIAN

Miles McLall, NIA #8548
480 W. Juniper Road
Dammeron Valley, UT 84783
historian@nia.org

NIA COMMEMORATIVE COORDINATOR

Carolyn Berry, NIA #4336
1010 Wren Court
Round Rock, TX 78681
commemorative@nia.org

RESEARCH & EDUCATION

Jacque Linscott-Barnes, NIA #1380
3557 Nickaus Drive
Titusville, FL 32780
education@nia.org

PHILANTHROPY

Rick Jones, NIA #201
405 Oakwood Dr
Hamilton, OH 45013
donations@nia.org

PRODUCT MARKETING

Tina Rienstra NIA #8045
6527 W. 93rd Ave.
Crown Point, IN 46307
niaproducts@nia.org

PROMOTIONS

Jim White, NIA #1127
7990 Windcombe Blvd
Indianapolis, IN 46240
promotions@nia.org

RULES & PROCEDURES ADVISOR

Mike Doyle, NIA #5932
1805 E Country Court
Visalia, CA 93292
procedures@nia.org

SCHOLARSHIPS

Kay Bryant, NIA #4099
8061 S.E. Helen Terrace
Hobe Sound, FL 33455
scholarship@nia.org

DRIP POINTS EDITOR

Shaun Kotlarsky, NIA #4993
2475 W Walton Blvd
Waterford, MI 48329
newsletter@nia.org

WEBMASTER

Bob Berry, NIA #1203
1010 Wren Court,
Round Rock, TX 78681
(512) 255-2006
webmaster@nia.org

NATIONAL SHOW ADVISOR

Steve Blair, NIA #247
105 State Route 56 SW
London, OH 43140





National Insulator Association
10801 N. 24th Ave. Ste 103
Phoenix, AZ 85029-4712

Find us online at:



[facebook.com/groups/nia.org](https://www.facebook.com/groups/nia.org)



nia.org

Layout By: **Jivey Designs**.com