



Drip Points

<http://www.nia.org>

Quarterly Magazine of the National Insulator Association

Volume 40 • No. 2 • Winter 2012



In this issue of Drip Points:

Editor	Shaun Kotlarsky	Page 1
President.....	Lou Hall.....	Page 2
Western Region VP.....	Dan Gauron	Page 3
Central Region VP.....	Bear Spitler	Page 4
Eastern Region VP.....	Matt Grayson	Page 5
Membership Director	Donald Briel.....	Page 6
Treasurer	Bill Rohde.....	Page 7
Awards & Recognition Chair.....	Gene Hawkins	Page 8
Information Director	Michele Kotlarsky	Page 9
1st Past President.....	Bob Stahr	Page 9
Philanthropy	Rick Jones	Page 10
NIA Promotions Chair	Jim White	Page 11
Research & Education	Jacque Linscott-Barnes	Page 12
Scholarship Committee.....	Kay Bryant	Page 13
Insulator Word Search		Page 14
CD 140.5.....		Page 15
Hunting for rare Robert Fowlers		Page 17
The House Insulator		Page 18
Springfield 2012 Insulator Show		Page 19
CREBBservations From Springfield.....		Page 22
Springfield 2012 Displays		Page 25
CD 279 in use		Page 29
National Insulator Association Glass Commemoratives		Page 30
Winter 2012 NIA Products		Page 31
Membership Application & Renewal Form.....		Page 33
Drip Points Advertising Information		Page 34
Display Ads		Page 35
Upcoming Shows		Page 36
NIA Contact List		Inside Back Cover



On the Cover

CREB Fest 2012 | Springfield OH

See page 20 for article on this amazing display of CREB insulators

Photo Credit: Shaun Kotlarsky



Do you want to keep Drip Points full color?

You or your club can sponsor the color printing! Contact NIA President Lou Hall for more information.
Lou Hall NIA# 7185, President@nia.org or (559) 435-1740

The NIA is an 501(3)(c) charitable organization. This means your donations are tax deductible.

Copyright 2012 by National Insulator Association

All rights reserved. This magazine ("Drip Points") or any part therefore may not be reproduced in any form without the prior written permission of the National Insulator Association. Page layout and design by Jivey Designs



Editor

Shaun Kotlarsky | NIA # 4993



Just got back from the very exciting and busy Springfield show. It was nice to meet and talk with many of you! Thanks to everyone that brought insulators for me to photograph

for my "All Insulators" Project (<http://allinsulators.com>). If you were not able to make it to Springfield you will love the report and photos in this issue of Drip Points Magazine. Including photos of the amazing "CREB Fest" CD 145 CREB reunion and talk. Lee Brewer and everyone involved did a killer job. And of course thanks to Steve/Lous Blair & Curt Boster for the work they did making this show happen. I consider it to be a Holiday and look forward to it every year.

I am always looking for interesting insulator related articles for Drip Points. If you have an area of interest you want to do article for contact me newsletter@nia.org

See the below article for my recent and very exciting new Hemingray discovery.

Shaun Kotlarsky



My Springfield sales table with photo light box!

CD 295 LOWEX with drip points!



This is not your average Lowex. This is the only known LOWEX marked insulator that has drip points! It also is the only CD 295 marked HEMINGRAY-720. HEMINGRAY-720 is typically seen on the double petticoat CD 237. This one is a Triple Petticoat making it a CD 295! It is the exact embossing of the CD 237 HEMINGRAY [080] (F-Skirt) HEMINGRAY-720/LOWEX (R-Skirt) MADE IN U.S.A./2-8: (mold year of 1938 and insulator made in 1940). If you have the CD 237 version of this (it will be SB) let me know as I want to compare the markings to mine. I am thinking the outer shell is the same as the CD 237 but the inner core is from a RDP CD 295 mold. Very unique and exciting discovery for a Hemingray collector.

Wanted: Articles for Drip Points



If you have a short "Did you know?" style tidbit about an insulator please let me know. Also looking for longer articles (1 page to 4 pages) about an insulator related subject to spice up Drip Points!

Send you submissions to: newsletter@nia.org Thanks! **Shaun Kotlarsky**, Drip Points Editor



President

Lou Hall | NIA # 7185



Donation Challenge Reminder

One of our members will MATCH up to \$10,000.00 in donations made to the NIA but we are running out of time. This is a wonderful opportunity for you and the Association. Any amount that you choose to donate will be matched. If you have been considering a donation to the NIA now would be a good time to do so. It's the donations from our members that fund the scholarship program, educational outreach programs, the digital scanning of the archival materials, recording of oral histories, and other worthy projects that benefit the membership and the hobby.

I want to especially thank those of you who are adding a little "extra" with your membership renewals. Please get you renewals in to our Membership Director as soon as possible (before the end of the year) so the amount you wish to contribute will be included in the "match." Remember, your gifts will actually DOUBLE the amount available for Association programs.

Please send your check made out to the NIA to the following address: Lou Hall, NIA President, 363 W. Stuart Ave., Fresno, CA 93704-1544 or include your gift with your NIA renewal. Remember, the NIA is a 501(c)3 public charity and as such your donations may be tax deductible.

The NIA attends the FOHBC 2012 Reno Expo



The National Insulator Association had a presence at the Federation of Historic Bottle Collectors 2012 Expo. The Expo was held July 27-29 at the Grand Sierra Resort and Casino, Reno, Nevada. The NIA table was informational only. The NIA Information and Membership Brochures were available and many were taken by interested show participants. The table included lots of donated "give away" insulators. By the end of the show most all were given away!

The NIA and insulator hobby was well represented at the show. Bill and Jill Meier, Don Briel, Colin Jung and Dwayne Anthony all had dealer tables there as well. Many of the other dealers had insulators included with their offerings. Additionally, I saw many of our members there visiting and searching for special finds. Dwayne Anthony is to be congratulated for the terrific seminar he presented about altered glass. He used the NIA traveling "Irradiated and Altered Insulator Display" in his presentation. The program was well attended.

The "GOT INSULATORS" ad was included in the Commemorative Show Program.

Check the Calendar of Events

Drip Points now includes a "Calendar of Events." Check it out! I urge you to get to a show in your area. I've never been to an event that wasn't fun! There is always a gathering of great people, lots of collectible stuff, and an opportunity to make new friends and get reacquainted with friends not seen for a while and it really is FUN!

It's the time of year when we all have to get our calendars for 2013. A perfect time to get all those shows and tailgaters you want to attend listed. Something about "planning ahead." So, now is the time to calendar the 2013 NIA National Show and Convention! Get those reservations made early!

Lou Hall



GOT INSULATORS?

JOIN THE CLUB!

Become a member of the National Insulator Association.

www.nia.org



Western Region VP

Dan Gauron | NIA # 8176



As winter draws near, and the hustle and bustle of all those summer and fall shows wind down, I think we can all look back and be thankful for the fine hobby we've chosen to be part of. What other hobby do you know of that promotes the camaraderie, spirit of unity and respect and high ethics when dealing with others and that our hobby does. Having just recently arrived back from the "Springfield Experience" show, that feeling of kindred spirit has again been refreshed and will carry through the sparse winter months until Spring 2013 begins another round of good times to be had by all. If your year has flown by as fast as mine, 2013 will be in full swing before you know it, so what better time than now to get started on that new display shelf, dust your insulators, plan for shows and get-togethers or maybe reflect back on years gone by in the hobby and share those experiences with others through snail mail, email, or a short story in CJOW or Drip Points. Don't think you have to be a wiz at writing (just look at mine) to capture the attention of folks in the hobby. I don't know a collector out there who doesn't love to hear of others experiences, whether a cool find at a yard sale, a piece in the air or a memorable experience walking an old line. Only through sharing your good times in the hobby with others, do those fond memories and maybe a bit of history get captured and stand a chance of carrying forward to the next generation of collectors. Sure it's nice that some enjoy collecting as a personal reward and remain closet collectors, but for most folks, part of the fun is sharing that joy with others. If anyone out there would like help getting your story out there to others, please give me a call and I'll make sure you get hooked up with someone to help put your thoughts and memories to print.

Now on to a little Western Region News: Considering I've yet to receive (1) negative email from any of Western Region member, I have to assume all's well on the western front. ☺ Seriously though, I managed to make it to five Western Region shows, the National and Springfield Experience in 2012, and all were well attended and all reports received from the hosts were of good sales, trades and exchanges. A very good sign for the hobby, considering many of us are working hard just to make ends meet, and another fine example of our fellow collectors dedication to supporting the hobby. More good news came from our (NIA membership director) Don Briel that membership is up, and renewals already near the 1,000 mark. I can't help but believe 2013 will be another great year for the hobby.

I wish only the best of collecting experiences for you all in 2013.

Please feel free to contact me if I can be of any assistance to you,

Dan Gauron



Three beautiful Brookfields that were part of CREB fest 2012 See page 20 for full report.



Central Region VP

Bear Spitler | NIA #8803



Well here we are with winter facing us ahead and the hot summer behind us I want to reflect back on this years Kansas City NIA National Show. For being the first time at a NIA National Show for me and my wife I do not doubt this was one to be at. All I can say is " Fantastic ". I for the first time met all of the Board Members that were in Kansas City for the annual Board Meeting and felt very welcomed right of the get go. NIA Members should be proud to belong to an Association that has some very talented people trying to make sure that the Association is moving forward with the up most focus on the general members. For me it was a very interesting and informational experience first hand.

The show itself was " Awesome " having a great time meeting people that were collectors for the first time that I had seen on ICON.

What more can you say other than a " fantastic " job that Darryl & Margaret Wagner, Charles Brandon and the Missouri Valley Insulator Club did for the NIA National Show.

I received the Missouri Valley Insulator Clubs award for " Best Use of Midwest Colored Glass in a Display ". I want to Thank them for this award.

I want to THANK Howard Banks for taking the time and interviewing me on my display at the show Putting the article about my display this November issue of Crown Jewels of the Wire Magazine is a very honored deal for me. Springfield is over and looks and sounds that the Blair's put on another Top Notch Show. My wife and I regretfully couldn't make it this year, but hopefully next year.

In the Central Region there was some Great Shows this summer. Made it to the St. Joe show in March hosted by Dennis & Jeanne Weber. Then made it to the 15th Annual Hawkeye State Swap meet on Toledo, Iowa hosted by Dave Shaw and Tom Murphy. This swap meet seems to get better every year with more people showing up.

The Chicago Insulator Club held there " End of Summer " Swap Meet on Sept. 8th at the Wesner's place in Racine, WI. Another great turn out with Rick Soller having one of his famous auctions.

Also Dave Dahle and the Northwest Insulator Club held a swap meet on Oct. 6th in Sioux Falls, SD. Sounds like they had a pretty good turn out with some new collectors showing up and some long time collectors also coming to the meet. Riley Armstrong conducted an auction that helped out the club treasury.

Well you all have a safe and happy Holidays this year and help someone new discover what this hobby is all about. Good people and colorful " Crown Jewels " that have our nations history behind them.

I want to say " Hats Off " to Lou Hall and Mike Doyle on the " You Tube " segments they did on the journey they took following and researching the U.S. Tel Co. line. Very informative on what is still out in the wild from this historical line.

Bear Spitler





Eastern Region VP

Matt Grayson | NIA # 387



Fall is definitely here in the Northeast. An early cold snap has temperatures hovering around freezing, and the aftermath of the hurricane is being felt here along the East Coast. To those collectors who were affected by the storm, I hope that your situation is returning to normal, and damage is readily repairable. I would also like to send a thank you to all of those linemen who are working to restore power throughout the effected area. The Mid- Ohio show was another outstanding gathering of collectors, but those of us there definitely felt a large void not seeing collectors unable to travel and those lineman collectors that were on storm duty. I am sure you will find much more about the show elsewhere in Drip Points.



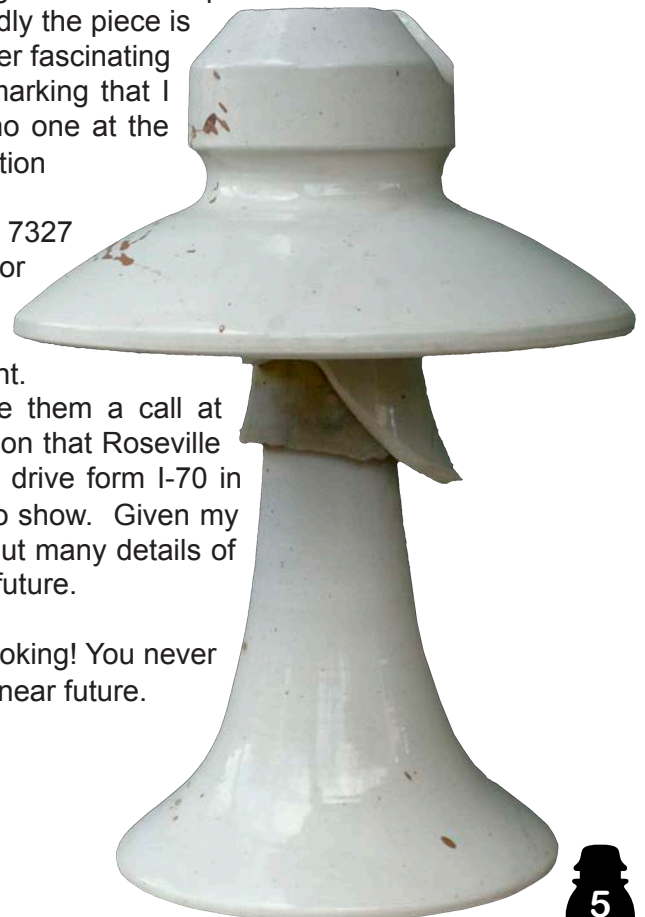
After the show, I had the opportunity to visit the National Ceramic Museum and Heritage Center in Roseville, Ohio. The Museum has a broad collection of Ohio pottery, both industrial products, such as bricks, commercial products, such as stoneware and art pottery. I had a fascinating chat with one of the directors, Dale Hague, and had the opportunity to photograph the 13 insulators in their collection. I had first heard about this museum nearly two years ago, from a conversation I had with Jon Bules at a Western Reserve Show. He had mentioned that there was a U-937 (Oval Niagara Imperial Porcelain) and a weird white multi. That certainly got me interested! White multis are practically unheard of here in the US, the only piece that I was aware of , was the M-3260, used on the Niagara test line, and subsequently scrapped. A few of these have been reconstructed. A good photo of a piece repaired by Jeff Katchko can be seen in the ICON Springfield 2012 folder.

I was able to make a quick stop there, last year, and imagine my shock when the white multi turned out to be a M-3890, with a prominent New Lexington, O. marking on the crown! The museum staff could tell me nothing about the pieces, as with most non-profits, they operate on a shoestring, and it took quite some time to correspond with the museum and arrange a subsequent visit. There is also an interesting 14 diameter top shell from a New Lexington M-4325A, with a PATENTED marking, sadly the piece is damaged, and the rest of the marking is missing. There are some other fascinating pieces, a beautiful early Thomas piece,, and another multi with a marking that I was unable to decipher. The origin of these pieces is a mystery, no one at the museum knows when or how these insulators made it into their collection

For those of you interested in visiting, the museum is located at 7327 Ceramic Road, NE, Roseville, Ohio 43777 The site is now closed for the winter, but will reopen in April. They also plan on having a display of locally made products in April and the New Lex piece will figure prominently in the display. They do not have a website at the moment. The best way to find out their hours, come spring, will be to give them a call at 740-697-7021. The phone is also turned off in the winter. Did I mention that Roseville is just a couple of miles from New Lexington, Roughly a 20 minute drive form I-70 in Zanesville, Ohio which is about a two hour drive east of the Mid-Ohio show. Given my limited time to prepare this column prior to the deadline, I have left out many details of what I learned. I will be preparing a much more detailed article in the future.

For those of you that haven't found anything exciting recently, keep looking! You never know what will turn up or where! Hope to see you all at a show in the near future.

Matt Grayson





Membership Director

Donald Briel | NIA # 7218



Let me start this article out with an apology. After the NIA renewal reminders went out on the 1st of October I discovered a program bug, actually a correction that went awry. On some of the reminders family member's names were randomly left off. In practice family names are not dropped unless the primary member requests that they be dropped. For those that have already renewed you should have seen all of the family member names on your renewal confirmation letter. For those yet to renew, rest assured that no family members were dropped without you requesting such. I apologize for any inconvenience.

At the time of this writing Jeanne and I just returned from the Springfield show. What a great show! Thank you Steve, Lois, and Curt for all of your work and hospitality. This was our 9th show for the year. What a fun year of visiting with friends, collecting, and seeing the country. If you haven't been to an insulator show or swap meet yet plan on doing so next year. That's where the hobby really comes alive. The people are great. There's an unbelievable selection of nice insulators. The stories are wonderful. There's always plenty of good food. And best of all, each excursion is a great mini vacation. Many thanks go out to the people that host each of the many shows. They put in a lot of labor and expense with nothing in return but enjoyment of the hobby.

The Price Guide verification project is coming along well. For those that may have missed one of the introductions, I am attempting to verify every listing in the price guide – all 13,000+ of them. The response to my requests for help have been good. About 2/3 of the entries are now verified, but that leaves much work to be done. Please let me know if you are willing to review the unverified insulators against what you have in your collection.

Now to NIA business -- 2012 is a record year for NIA membership with 1761 current members. 2008 was our previous highest membership year with 1720 current members by the end of that year. Keep up the good work of letting collectors know about our organization.

Just a reminder, the NIA dues rate has changed for 2013 and beyond. The dues rate structure is as follows:

Regular members (including families)	\$22.00
Junior members	\$5.00
Club memberships	\$50.00

It was also reiterated at the NIA Membership meeting that insulator clubs must have current NIA memberships to participate in NIA benefits such as insurance through the NIA for their shows. Now is the time for clubs to renew their memberships as well as individuals and families.

Please keep these new rates in mind when renewing your membership to save having your renewal returned for insufficient funds. Remember, if you haven't renewed yet and are not paid up for future years your membership will expire at the end of December. Second reminder notices go out in mid January. Renewing your membership prior to that mailing is a considerable cost savings for the NIA. Well over 1/2 of 2012 members have already renewed for 2013 and beyond with more pouring in every day.

A very special thank you goes out to the many members that have included an added donation to the NIA along with their dues payment. The number of members doing so really jumped this time around. We even had a junior member that included a generous donation along with his junior membership dues. Remember, added donations are generally tax deductible and really helps push along the projects that the NIA is pursuing.

What a great hobby! Thank you for making the hobby what it is and for supporting the NIA!

Donald Briel



Treasurer

Bill Rohde | NIA # 1219



National Insulator Association

2012 - 2013 financial statement

3 months ending Sept. 30, 2012

Beginning Balance \$35,247.13

Revenues

Membership Dues	\$916.21 *
Product Sales	\$2,197.60
Commemorative Sales	\$2,194.17
Hemingray Plaque Donations	\$185.00
Insurance Income	\$50.00
Scholarship Fund	\$0.00

Total Income \$5,542.98

Expenses

Advertising	-\$120.00
Taxes, Fees & Insurance	-\$1,116.00
Marketing Product	-\$9.75
Membership Expenses	-\$803.96
Printing	\$0.00
Historian Expense	\$0.00
Crown Jewels rebate	\$0.00
Drip Points	-\$3,399.65
Show Advertising Rebate	\$0.00
National Show Awards	\$0.00
Commemorative Insulators	\$0.00
Web Hosting	\$0.00
Board Expenses	-\$46.70
Scholarship Expense	-\$1,000.00

Total Expenses (\$6,496.06)

* Over \$7,700 in dues deposits in Oct.

will show in 2nd quarter report

along with recent donations received

Sub total (\$953.08)

Ending Balance \$34,294.05

Bill Rohde



Awards & Recognition Chair

Gene Hawkins | NIA # 421



Thanks to all of you who brought or shipped your Brookfield beehives for the combined display in Springfield.

Brought to the show:

Lee Brewer	Chris Hedges	Ken Willick
Dave Shaw	Bill Rosato	Deb & Mike Fowler
Chris Renaudo	Dan Gauron	Greg Glendenning
Jim Frustieri	Bill Rohde	The Plunketts
Ken Roberts	Jim Colburn	Gene Hawkins

Shipped to the show:

Walt Baumgardt
John & Carol McDougald
John Moon

The time & energy spent on a show's exhibit is appreciated by all attendees. They help make a good show a GREAT show.

NIA Hall of Fame Due by **April 1**

Have an insulator hero? Nominate ANYONE to be in the NIA Hall of Fame, living or dead, NIA member or not who contributed to the insulator hobby. Write at least a paragraph on WHO they are, WHAT they contributed, & WHY they should be in the NIA Hall of Fame. Send it to me at an address below.

Outstanding Service & Lifetime Membership Nominations Due by **April 1**

NIA members can nominate another member in good standing by filling out the forms at: <http://www.nia.org/archives/index.htm>, or you can send me a request and I will mail them to you. The NIA cannot give awards without nominations! The NIA Board determines the final selections.

An Outstanding Service nominee should have made significant contributions to the insulator hobby in the last couple of years. A nominee cannot be a current NIA board member or committee chairman.

A Lifetime Membership Award is the highest NIA honor for NIA members who donated significant time & effort for the insulator hobby. Nominees cannot be a current NIA board member or committee chairman. **I need completed nomination forms on or before April 1, 2013.**

Gene Hawkins
NIA Awards & Recognition Chair
gene.hawkins@mchsi.com

-or-

3847 North Prairie Street
Warsaw, IN 46582

Gene Hawkins





Information Director

Michele Kotlarsky | NIA # 5370



Remember if you need to change your Drip Point Subscription contact our Membership Director Don Briel at membership@nia.org

Any website issues should be addressed to Bob Berry at webmaster@nia.org



Thanks to all at the Springfield Experience for finding pink insulators for me. I am trying to find articles and items from the Detroit Electrical Company, and of course my quest to locate all 28 Fisher Insulators from the Detroit area continues I am more than 1/2 way there thanks to everyone who has helped.

Our Research & Education lady has been busy interviewing old time collectors and promoting the Scholarship Fund.

Get well wishes go out to Tina Rienstra who recently had knee surgery and an infection set in. Happy Holidays see you next year 2013.

Michele Kotlarsky



1st Past President

Bob Stahr | NIA # 4186



Donations come in all varieties

At the Mid-Ohio insulator show in Springfield, OH this year, I was made aware that Marilyn Turner brought 2 boxes of her late husband Jerry Turner's scrap books. It was her intent to get the information contained within the scrap books into the hands of either the NIA or someone who would appreciate it. I accepted on behalf of the NIA the information which includes show fliers and photographs from many very early insulator shows. Many of you know Jerry was once President of the NIA back in the 1970's and was a fixture at shows for decades. I briefly looked through the information and found some of it likely irreplaceable. Other items that are duplicates or not in the theme or interest of what the NIA wants for it's archives will become available to collectors. Included among those is an old 1950's "girlie" calendar and some Ohio Brass Stock Certificates. During the work I've been doing on the Hemingray Plaque projects, I've accepted a number of "artifact" items as well as monetary donations. By selling some of those artifacts, we have raised over \$700 in sales. If you have items you think the NIA may need for their archives, or even items you think the NIA could re-sell to put money in our bank account, contact any of the NIA Board members and we will let you know if we would like to accept your donation.

Thanks.

Bob Stahr



Wanted: Power Line Explorer Journal last issue No. 16 Summer 2008. **Also:** Old Bottle Magazine from 1987, early issues of Antique Bottle & Glass Collector, Bottles & Extras, National Bottle Gazette, and Antique Bottle World.

Bob Stahr
515 Main St. Unit 403
W. Chicago, IL 60185
(630) 231-4171
bob@hemingray.com



Philanthropy

Rick Jones | NIA # 201



The end of the calendar year is the perfect time to be considering where you might donate to help a charitable organization. The NIA is now among these as a 501(c)3 nonprofit, tax exempt organization.

Let's say you've had a pretty good year and you can spare \$15-\$20. Why not write a check to the NIA? Many people consider these types of gifts at year's end. If it's a gift and nothing is received in return, it's fully tax deductible.

Or maybe you have in mind a specific type of gift that's a little larger, like helping the NIA provide scholarships. You can write a check and ask that it be used for that specific purpose within the NIA.

The same is true for some historical project like a gift to help Bob Stahr in the Covington---or any other future---plaque project.


Maybe you have an idea for the NIA that's much larger. In that case, you could talk to President Lou Hall and explore what that idea is and how it ties to the mission of the organization. Then you could write a check to make it happen, or as a challenge gift to spur additional donations. This is exactly how projects occur from educational ideas to building museums and libraries to many others.

Then there's the idea of giving property. This can range from a single insulator or go-with, to a large collection, to a house. The NIA will consider all gifts of property and has policies in place to accept---or turn down---any type of gift, especially if that gift cannot be quickly turned into cash or it in some way unduly hinders the organization.

In ALL cases, no gift of any kind, cash or otherwise, can be used to benefit any board member, officer, advisor, committee member, or general member of the organization. All gifts accepted by the organization must be used to further the stated mission of the organization.

So, as we enter the fall show season, keep the NIA in mind and on your gift list. And make every attempt to get out to a show this season. The real gifts lie in the people we meet and the friends we make in the hobby and this is best done at a show. You sure can't do it as well online.

Rick Jones





NIA Promotions Chair

Jim White | NIA # 1127



It is November and a large percent of Americans have just survived an historic “super storm” on the east coast, a continued depressed economy and another national election, just to mention a few major events. The American resilience is amazing. We just finished another Springfield (mid-Ohio) Show and the hobby appears stronger than ever.

Reports indicate that the walk-in traffic at Mid-Ohio was strong. The time lapse video of the show hall supports the amount of action on the floor. In addition, I have also monitored the recent on-line auctions and the activity appears spirited and certainly an indicator that collectors are still investing in good glass. This also appears to have parallel in the bottle hobby.

Two or three mornings a week I have coffee with a group of physicians. It is always interesting observing the comments and discussions. One such morning the discussions trended toward investments and how many people were purchasing land, gold and antiques in anticipation of a higher return than they were currently achieving in more conventional investments.

It is interesting to ponder how many of our fellow collectors consider their glass an investment. This may explain the continued strength of the hobby even in a less than strong economy?

Plan Ahead.... The year will soon becoming to a close. Get your new calendar, a Crown Jewels and a cup of coffee and mark the shows you plant to attend. I recently learned the benefit of creating a small group of unemployed friends and we united to help one another. In the process 3 of the 5 found jobs with just a few weeks and became life long friends too. The message here is if you have collectors in the area, start to develop a stronger relationship and car pool to shows to cut costs. Plan small informal swaps when you cannot make a show for a period of time. You'll find some new friends on the way and a lot of great insulator discussion to pass the time. Some of our fellow collectors are fortunate to live in an area where clubs meet each month. I have recently joined a local bottle club and each monthly meeting is something I really look forward to. Members bring in new finds, we conduct club business like the traveling promotional display that is currently visiting local libraries, and we have a presentation. This month Kim Borgman spoke on Hemingray products and I learned a lot about the company I did not know.

Keep the excitement going and attend a show, sponsor a show, promote a show and help mentor someone who is interested in learning.

Good Collecting!

Jim White



Get Drip Points via Email to enjoy these extra benefits

- Clickable email and web links
- Readable on any device that can read PDFs, Including Mac, PC, iPad, iPhone & iPod touch.
- Go green, save a tree.

To switch, email: **Donald Briel** membership@nia.org



Research & Education

Jacquie Linscott-Barnes | NIA # 1380



We are back in Florida from the Springfield show and what a show it was. It always is a great time to meet friends and chat. As we move into the winter holiday season, I would like to wish y'al a joyful season and a prosperous new year!!

Since the July National in Kansas City, MO the Research and Education Department has seen quite a bit of action. Thanks again to Bob Berry, the NIA webmaster, for his expertise in keeping track of the "hits" that the Lesson Plans sites receive. The **Education Science** page received 297, **Vocabulary** page had 58, **Social Studies (K-6)** had 57, **Social Studies (7-12)** had 50, the **Introduction** had 48, **References and Resources** had 46, **Coloring Page** had 42, **Science Equipment** had 38 and the **Word Search** had 28.

I know that educators are very busy at the beginning of the school year completing all the requirements that the local and state education departments require of them. Here is where NIA members can be helpful. All you need to do is ask a teacher to look at the web site to see if they can use any of the materials made available for them. Remind them if they would like insulators shipped to them to contact me. I always have a box ready for them.

I am continuing to work with the National Education Association(NEA), and the American Federation of Teachers(AFT), the National Department of Education and anywhere else I can to make teachers aware of what we have for them.

See you in 2013!!

Jacquie Linscott-Barnes



Springfield show and tell

Bill Sutliff brought not only the amazing U 3-76C (Right) and U-376D (Left) for show and tell. He also had the very hard to find original pins!



Scholarship Committee

Kay Bryant | NIA # 4099



Just attended another spectacular show in Springfield OH. Steve and Lois Blair were the perfect hosts and a great time was had by all. We were able to exhibit our latest scholarship poster (see below) and it gathered some very nice inquiries. However we still need all our members to spread the word on the scholarships offered by NIA. The new program for this year is now on the NIA website. Please take time to read it and refer any one who may be interested in winning \$1000/\$500. The new format will give all the young people who have been associated with the hobby a great opportunity to participate. The applicants can be high school seniors or currently attending college. There is no requirement for the applicant to major in a specific field. The vocational scholarship was not awarded last year because there were no applicants. Please talk about this opportunity to any one who might be considering a trade type career. It is not required that they be in a lineman school. Any questions or concerns please refer them to me for clarification.

We will be contacting lineman schools throughout the country to offer the vocational scholarship. Again, if any member knows a young person who may be interested in the vocational scholarship please encourage them to participate. The vocational scholarship has been modified to consider the various schedules of the lineman schools. We do not want this scholarship to go unawared again this year.

The scholarship application and guidelines will be on the NIA web site. All applications and essays can be submitted electronically. The judging guidelines are also on the NIA web site. This information will be listed with several of the popular web sites that offer scholarships.

We hope to double our applications this year but we need everyone to spread the word so talk it up at your club meetings, church socials and any other place where there is a gathering. Contact high schools in your areas and mention the scholarship. Young people need this help.

Kay Bryant



NIA Academic Scholarship Fund

NIA Scholarships are available for a \$1000 academic scholarship and a \$500 vocational scholarship.

Write a 300 word essay and earn the scholarship. Go to <http://www.nia.org/scholarship/> for all the details and application.

These scholarships are to encourage the growth and public awareness of the hobby.

It is as easy as that, so hurry!



INSULATOR WORD SEARCH PUZZLE

Created by DeeDee Hall

X	Z	Q	Y	S	D	W	T	O	L	J	M	V	A
G	H	E	M	I	N	G	R	A	Y	B	J	J	E
E	K	G	I	N	R	T	P	D	C	J	O	E	L
Z	F	R	N	I	A	B	Y	K	P	D	H	W	F
N	C	W	S	D	E	K	R	I	U	R	N	E	H
B	X	B	U	B	B	L	E	S	M	I	N	L	O
Q	A	M	L	N	A	C	X	G	B	P	Y	S	E
L	F	S	A	P	Y	S	V	Q	O	P	B	U	F
O	I	X	T	H	R	E	A	D	S	O	A	S	H
E	C	R	O	S	S	A	R	M	H	I	L	H	R
M	N	B	R	A	C	K	E	T	S	N	L	A	J
D	J	L	S	W	A	P	T	K	P	T	Y	R	G
T	U	E	C	A	N	D	M	A	Y	S	Z	D	H
A	P	W	I	S	V	C	U	X	Q	R	V	I	W

Find and circle the listed words in the diagram.
They run both vertically and horizontally.

Brackets
Bubbles
Crossarm
Drippoints
Ebay

E C and M
Hemingray
Insulators
Jewels
Johnnyball

NIA
Pyrex
Shard
Swap
Threads

CD 140.5

By Paul Greaves

It was suggested that I do something a little different for Drip Points this time... I have mostly been using it as an outlet for issues directly related to fake, questionable, and altered insulators. Often there is no direct news to pass on related to these issues, although I am usually working on them in the background. I want to do my best to make sure that if I publish something it is as accurate and complete as I can make it. That being said, here is an expanded version of something that I posted to ICON.



A while back I was lucky to acquire a CD 140.5 insulator... these are thought to be related to the EC&M insulators, and to my knowledge have only been found in California and Nevada. They also have a large "dot" on the front, very similar to what is seen on EC&M insulators (it is almost identical to the one on the "C" molds). They are a bit of a mystery though, very few have been found, and their exact use is undetermined. One odd characteristic is that the pinhole is not a standard size, it is oversized and very short. I have included a closeup of the pinhole (I took this picture when I first got it, before I even cleaned it). My insulator had a broken-off pin up inside it, unscrewing it I could see that it was oversized compared to a normal pin, and well made... clearly different than a standard 1" pin.

I have wondered about these for years, and hypothesized about their intended use, but nothing has ever come to my attention that would really prove anything. I was talking about this with another long-time collector from California, and he indicated that he had found an old pole with a strange side bracket years ago on an EC&M line that he had always wondered about... perhaps it would fit a CD 140.5? Arrangements were made for a test fitting, and at a later date I made a trip over to his house.

According to his story, the pole was found at the top of a ridge, just where the line crossed the highest point. He also said it had many insulator shards scattered about, as if the pole had been a maintenance problem, requiring replacements and upgrades. He did not find any whole insulators at this site, nor did he find any CD 140.5 shards (the rest were EC&M pieces, he said he had been very thorough when looking). But an EC&M did not fit the top bracket. (It did fit a lower pin on the same pole.) I really liked the pole when I saw it, too much of this stuff was not saved in the early days of collecting, when it was still available. The moment of truth had arrived... would the insulator fit the pin?

Well, it fit like a glove. I am convinced that this side pin was made for a CD 140.5 (it also perfectly matched the broken off piece originally stuck in the pinhole of my insulator, down to the lathe marks on the top surface). If you look at the close-up of the side pin bracket, you can see the threads are oversized, and note the overall beefy design. It is also interesting to note the extra nails and wire used to secure the pin. My guess is that a CD140.5 was removed from this pole in unbroken condition years before my friend found the pole, as the threads do show signs of weathering.

I have included another picture of the whole pole top, with the CD 140.5 installed. I am now of the opinion that the CD 140.5 was designed to be a "heavy duty" insulator, for applications that needed to stand up to heavy strain. Note the pin design has an extra thick diameter, with the threads starting just above a "shoulder" of greater diameter than the threads. This shoulder perfectly mates with the surface around the threads inside the insulator, providing a very strong and secure mounting. It also explains the larger overall diameter compared to an EC&M (making room for the larger pin) and the extra thick heavy skirt of the CD 140.5 compared to an EC&M or California Electrical Works insulator. It is interesting to note that this pole had boards nailed to it like steps on a ladder... I guess someone was trying to make getting to the top of this pole easier... for ease of maintenance, perhaps?

I do not know the date of production of these insulators... so few of them have been found and the lines involved are difficult to identify or date. In the case of the pole shown here, it is likely that the CD140.5 was not original to the



construction of the line, but that it was added later as an upgrade. It is interesting to note that the nails used to secure the top pin are round and not square, although square nails were seen elsewhere on the line, and in the lower bracket on this pole. I don't know exactly where the pole came from, but I can say it was from western Nevada, generally speaking.

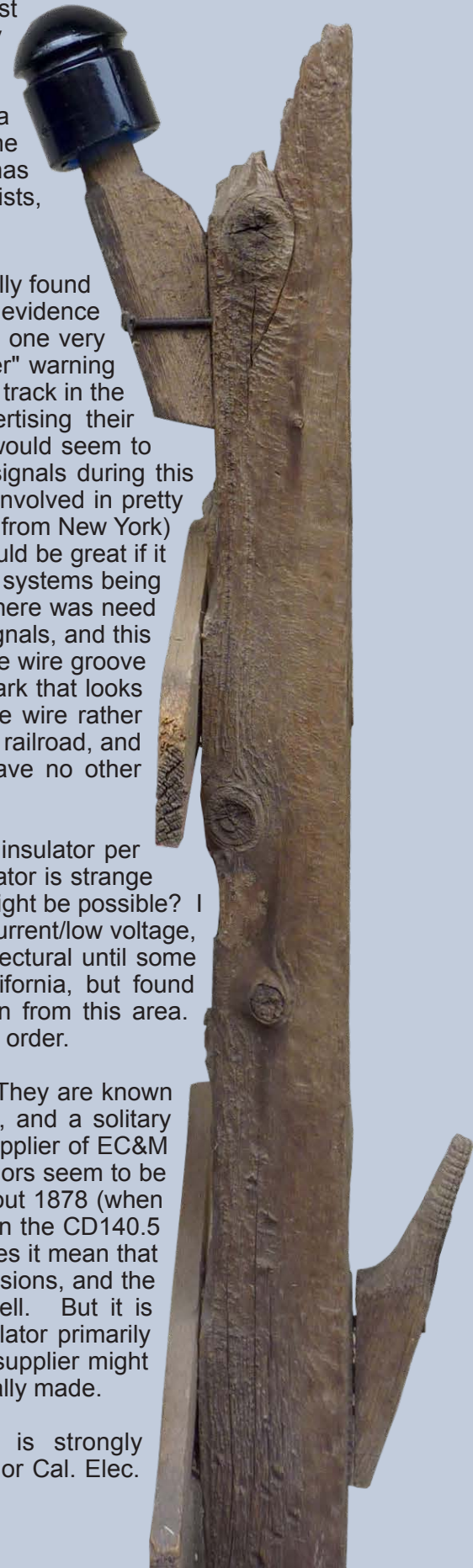
But most of the specimens in collections today were found in the central valley area of California, in association with a railroad. According to the story, most were found on a ranch in Merced county. Apparently the owner in the early 1900's had salvaged a lot of abandoned square redwood poles, some with insulators, from the Santa Fe right of way nearby. He used the poles for various things on the ranch, and put the insulators in his yard where, over a period of time, different people acquired them. Others have turned up in the general area over the years, mine came from an estate sale in the area. It has since been pointed out to me that at least one other specimen of this pin exists, perhaps some came from the ranch?

So why would these be found in association with the railroad? I even personally found a skirt chunk of one along the railroad in south Sacramento. I have no good evidence or historical data to suggest why they have been found there... but I do have one very conjectural one. I ran across several ads in 1873 issues of "The Telegrapher" warning against infringing against a patent covering the use of a section of the railroad track in the circuit for operating electric railroad signals, along with multiple ads advertising their company's services (the Electrical Railroad Signal Co. of New York). This would seem to indicate that people were experimenting with electrically operating railroad signals during this time frame. If by chance the EC&M company was one of those (they were involved in pretty much everything related to electricity in those days, and they were a long way from New York) it is possible they were trying out some railroad signaling systems. It sure would be great if it could be confirmed whether or not there were any electrical railroad signaling systems being tried in California from 1873 to about 1880! If there were, it is possible that there was need for carrying heavy gauge wires to carry the electrical current to operate the signals, and this might have inspired the use or need for a "heavy duty" insulator. Note that the wire groove diameter of the CD140.5 is larger than an EC&M. Mine does have a wire mark that looks to be the normal smaller wire diameter, but that may have been from the tie wire rather than the line wire. It is also possible that they were recycled for use along the railroad, and that was not their original installation. Not much to go on I know, but I have no other ideas...

I have been told that the poles salvaged by the rancher may have had one insulator per pole. It would sure be nice to see a picture of one of those poles! One insulator is strange for a RR signaling use, but maybe if the track was used for a return circuit it might be possible? I would guess that for safety reasons they would want to use a relatively high current/low voltage, so that might fit in with heavy wire use. But in any case, it is all highly conjectural until some evidence turns up. I tried searching for RR signaling use in 1870's California, but found nothing... maybe I need to connect with an early RR enthusiast or historian from this area. Perhaps a research trip to the California Railroad Museum in Sacramento is in order.

Another clue might be gained by considering the colors these are found in. They are known in three shades of blue... a dark cobalt (like mine), a slightly lighter cobalt, and a solitary specimen of a lighter but still deep sapphire like blue. The dates when the supplier of EC&M and California Electrical Works insulators was pressing insulators in cobalt colors seem to be mostly around 1874 (when the flared skirt EC&Ms were made) and again about 1878 (when the CD130.1 Cal. Elec. Works insulators were made). The two cobalt colors in the CD140.5 do seem to match the two shades of color found in the CD130.1 very well, does it mean that they were made around the same time? It is very hard to draw definite conclusions, and the glass supplier could certainly have used cobalt glass at other times as well. But it is interesting to note. It is very possible that if these were a special use insulator primarily intended for unusual "high stress" applications, that an initial order from the supplier might have lasted for many years, and been sold well past the time they were originally made.

Any other insights or information from the collecting community is strongly encouraged! It would sure be interesting to know if they are an EC&M or Cal. Elec. Wks. Product, and what the intended purpose really was!



Hunting for rare Robert Fowlers

By Chris Ronayne



A few years ago, my father and I accidentally stumbled across an abandoned NSWGR Railway branch near his house. We have returned to the branch many, many times and have found some decent insulators since. Of particular interest are four rare green & white two-tone R.F.Ltd U-1154s I have found in a secret and somewhat remote location. I have tried a few times climbing a pole to retrieve two of them, but to no avail.

Last school holidays, I was determined! While on a road trip, my father and I stopped there so I could get some photos and attempt a rescue of two of these. Despite having the flu, and the weather being cold and windy, I wasn't going to leave empty handed.

Luckily for me, there were two bits of timber bolted into the pole two & four feet from the ground. With the help of my trusty 35mm adjustable wrench, I tightened these and used them to get up the pole. About 12ft up, there was also a notch in the pole. I managed to pull myself up and used the notch to hold myself up there. I had only one hand available to unscrew the insulators, but they were on too tight. I had to climb down, and up again after I got tired. Several attempts later, my fifth climb proved to be successful, and I removed the loose tie wire and dropped the insulator onto the soft grass below.

I climbed back down, exhausted and sore, so I laid on my back on the grass, waving my insulator in the air, shouting with happiness to my dad standing on the abandoned railway platform across the tracks. After a few minutes rest, I wandered back to the car so my dad could get some photos. After resting in the comfort of the car, I attempted a sixth climb to get a second insulator for my dad. He managed to get some good photos of me 12ft up a pole, but I wasn't able to unscrew the insulator.

Hopefully, I'll be able to return with an extension ladder to grab the three remaining two-toners. All in all, it was a nice little adventure, and, despite the worsening of my flu after, was worth it!



The House Insulator

By Jack Snyder



On the way home from a cousins' Michigan lake house June 30th, I crossed the still lightly used road bed of the 1834 chartered, Erie & Kalamazoo RR. The E&K was a horse drawn iron strap rail road. This is the first RR west of the Alleghenies. It ran from Vistula [present day Toledo, Ohio ... before Ohio even became a State] to Adrian, Michigan which is 34 miles northwest of Toledo. The road bed never reached Kalamazoo it's original destination. Like many early RRs the grandiose plans never got to the final destination because money ran short. A very small section of the abandoned 34 mile right of way is still used today by a grain elevator that ships grain to the Port of Toledo for overseas distribution.

The E&KRR was a very crude horse drawn one track rail road. They switched from horse power to a locomotive in 1837. The weight of the locomotives wore the strap bolt heads and the spring steel straps would snap upward puncturing the wooden floored passenger cars killing and injuring travelers. They were referred to as snake heads. The State of Michigan outlawed the use of strap rail in 1840.



The approx. RR name time line of the Old Road right of way is
1834 Erie & Kalamazoo RR The 1st RR west of the Alleghenies.
1852 Michigan Southern & Northern Indiana Ry
1857 Lake Shore & Michigan Southern Ry
1914 NYCRR
1968 Con Rail
present day, Norfolk Southern RR.



Now that you know the history of the right of way, I can continue the story. They were clearing out a 2 mile section of the ditch that is exposing some very interesting ground. It was basically dark when I happened across the site last night. I could see some aqua glass and a large sandstone mile marker along with a jumble of broken and rotted ties. The road bed has been actively used for 150+ years. This right of way has given up small parts & pieces of insulators including [both smooth / dotted] Wades, early Brookfields, Hemingray, 127 WUs, Hem 42s and plastic porters.



On July 1st I found ... 2 pieces of a 731, an iron tie wire, a cast iron RR journal cover with lettering, a pre 1900 broken blob top Toledo beer bottle, a complete early Edison oil bottle, broken crossing lenses with a complete snap collar, a broken piece of NYCRR [DeWitt Clinton pattern] dining car china, some copper tie wires, cap pistol, a broken RR brake shoe, the top of a 127 WU Brookfield and 2 Top Flite golf balls.

I found a large shard of a very rare HOUSE insulator on July 2nd. I don't know if there has even been a whole insulator ever found. I believe Roosevelt and Harding have dug pieces of them in clear, aqua, blue, green, ?? ... in Ohio and Michigan. I believe the LS&MS Ry was the primary user of the House insulator.



My next challenge will be to see when & where they will be hauling the debris. It will be turned over again so I can have another look see.

This blue shard has a crude inner thread. The actual base diameter would be 4 ½ inches.

Springfield 2012 insulator show

By Curt Boster

42nd Mid-Ohio Insulator Show | November 2-4, 2012

Another visit to Springfield, Ohio is in the rear view mirror and once again, Steve and Lois Blair hosted another first-class show. Dealers from nearly 30 states filled the room with quality glass and porcelain insulators, lightning rod balls, and vintage telephone/telegraph signs. More importantly, collectors from around the globe—including Australia, the U.K., and Canada—made the journey to the "swing state" to cast their vote for the best show of the year. And they had a vast array of quality merchandise from which to choose including a number of CD 206 Castles, a Brookfield No Leak D with insert, both amber and peacock CD 287.1 Lockes, and several cobalt and amber E.C.&M.s that flew in from the west coast.

As usual the 42nd Mid-Ohio gathering showcased several quality displays. Andrew Gibson (Dansville, NY) took home the most educational trophy presented by the show hosts for his informative and attractive CD 160 baby signal display. Ellie Dutcher presented the Mickey Dutcher Award to Jim Frustieri (Weatherley, PA) for his outstanding collection of Brookfield threaded glass insulators. And Trey Wallace, a young collector from North Carolina, claimed the NIA Award for his youth display of glass insulators. One of my personal favorite displays was Peter Persoff's collection of CD 267 and 267.5 N.E.G.M. insulators from Boston's Orange Line that was simply amazing.

The 2012 Community Display was a huge success thanks to the efforts of Jim White, Gene Hawkins, and many others. A standing-room-only crowd packed the stage on Saturday afternoon to hear Lee Brewer's concise description of "CREBS," a.k.a. crown embossed Brookfield beehives. And later that evening, Kim Borgman made the announcement that the 2013 Community Display will feature the Hemingray-12.

On behalf of the show hosts, we'd like to thank everyone who ventured to central Ohio from across the country, and those who braved Hurricane Sandy to attend the show. It is our hope that your experience was everything you had hoped it would be. We look forward to your attendance when we meet again next year in Springfield, Ohio November 1-3, 2013.







CREBBservations From Springfield

(CRown Embossed Brookfield Beehive) | By Gene Hawkins

Lots of pretty nice colors on this issue's cover, huh? As pretty as the photographs in this issue are, the colors are more vibrant & spectacular in person. While Lee Brewer & I were within drooling distance of the awesome Springfield CREBB color display, we asked "Springfield Glass Master" Freddie Wilkinson to speculate what happened at Brookfield to make our gorgeous glass goodies. Obviously he can only guess what happened there 130 years ago, but his experiences & knowledge as a glass artisan is as close to a witness as we have today.

Freddie was pretty sure the vibrant window-cleaner blues on the bottom shelf were from blue medicine bottle cullet. Although some colors can change when re-melted, much of the hue would remain. He believes the purples were made clear, and turned color with sun exposure. The grays are a mystery recipe that didn't happen very often in the CREBB lifespan as they are rare.

Freddie strongly believes the amber was not the result of beer bottle cullet but iron reinforcements exposed in the glass furnace. Perhaps a stray iron tool or two dropped into the glass also. He said as vivid & dark as the top shelf pieces are, the furnace had lots of decomposing iron & maybe towards the very last of the glass when the iron was most concentrated. Freddie thought a furnace tank would last at least five maybe up to eight years, so the duration of the yellow-olive-green/chartreuse colors had to be a fairly short time when the furnace was in really bad shape. Much later this same situation may have resulted in the intense tiger striped amber B beehives.

Freddie told us the shops were likely two men, the presser was the leader with a mold man & three or four boys. He thought the gatherer would have been an older boy, with the other boys running the glass to the annealing Lehr. He believed annealing would only take two or four hours before it was completed. I'd always thought it was much longer than that.

Freddie confirmed they would have used two types of lubricants while molding, beeswax & oil. The oil would have been sprayed into the upside down cavities to aid in the glass removal post-molding. Beeswax was used to lube the hinges & other moving parts. Sometimes these lubricants would result in carbon swirls seen in the glass. He thought oil drops could make the carbon bubbles. A buildup of residues we know would clog the engraving and wire brushes would only get some of the scale off, making the embossing shallower & harder to read as seen in a lot of CREBBs.

Lee's research has suggested Brookfield may have used sets of three molds. Freddie said they could have used a rotating three station platform where one mold was cooling, another being filled, and another with the glass being removed. This would have really increased production & Freddie says that invention was used about the CREBB time period.

The rare 143.4's were represented with eight examples of the inner skirt-less CREBBs. Lots of discussion & speculation concluded they had to be made intentionally, possibly for a special order. Why 143.4's were preferred over the more common inner skirted CREBB is unknown to me. A special order using a unique mold configuration would cost much more than a standard stock catalog item. One well known show attendee told me he found them between Philadelphia & New York on top of a ridge pole with an iron common ground wire and copper lines on large corkscrews & CD 126's below.





Photos By Shaun Kotlarsky



Photos By Shaun Kotlarsky

Springfield 2012 Displays

Photos by Shaun Kotlarsky



A VARIETY OF SHAPES



The CD 731...

...as it may have been found along the UPRR.

"CHUNKS"
A Sampling of Hemingray Factory Cullet



Roger Lucas
Columbus, IN

"Chunk"

"Chunky"

"Chunkie"

"Chunkiest"



Embossing Errors (FIXOLAY)

U.S. or Foreign

What's So Great About the Truncate?

Glass or Porcelain

Radio Treatment

Lots of Colors

Rick Soller
Gurnee, IL
Displayer

Top Rest or Bottom Rest

CEEEO

Fantastic Plastic





1889

baby signals

1957





THREADLESS INSULATORS





Drove through Wolcott, Vermont, yesterday and took this shot of a very vintage power pole on Route 15. The pole and cross arm carry 6 CD 297 Locke power insulators. There are very, very few power distribution lines left in Vermont with American made glass power insulators. This one is a survivor, but I wonder how much longer its going to be up.

Barry Conolly

The National Insulator Association Glass Commemoratives



43rd NIA Convention | 2012 Kansas City, MO
"Amethyst"
(Sun colored purple)



\$40 postage paid for the first commemorative
(each additional piece \$35 when shipped with first)

Solid pours (limited availability) \$50 each



Embossed on the base
of the commemorative:



Embossed on the dome
of the commemorative:



History of the National Show Commemoratives: "Collecting Our History"

Being an enthusiastic insulator collector, Frank Miller of Tulsa, Oklahoma went home from the First National Insulator Meet (that's what the "National" show was referred to in 1970) held in New Castle, Indiana with an idea that collectors should have something by which they could remember the national meets. After months of struggling, he managed to have an insulator mold made. Frank said it was often referred to as "Frank's Last Folly" since he retired from teaching shortly thereafter. He also said it was worth the struggle. The commemorative insulator he designed replicated the early threadless "pilgrim hat" (CD 736) and is almost 4 inches high and is 3 1/4 inches across at the base. Since 1970, the glass commemorative has marked the national show event with new embossing for the location and a new color of glass. In 1979, the project was continued by John & Carol McDougald of Sedona, AZ. John and Carol produced the yearly commemoratives through 2009 at which time they donated the production to the National Insulator Association starting with the 2010 commemorative. Many thanks to the McDougald's for 30 years of production and for allowing the NIA to take over this venture in 2010! Any profits made from the NIA Commemoratives will go to benefit the National Insulator Association, a 501(3)c.

Please remit order and payment to: Please make checks payable to: NIA

NIA 2012 Commemorative

Carolyn Berry
1010 Wren Court
Round Rock, TX 78681

Phone orders: (512) 255-2006
Email orders: pyrex553@aol.com

Google check-out available: see note below

Website: www.nia.org (for Google Check-out follow link from website)

If you have questions, or live outside the continental USA, please contact me by phone or email



Winter 2012 NIA Products

www.nia.org/products

GOLF / POLO SHIRTS

Colors: Call or email for colors
Info: All with embroidered logo
some with pockets, pockets, 2X \$3.00 extra

Price: \$38 or \$41

Size: S ___ M ___ L ___ XL ___
2XL ___ 3XL ___

Color: _____

Total Quantity: _____

Total Price: _____

BUTTON FRONT SPORT SHIRT

Colors: White, Red, Blue, Brown, Tan



Info: All with embroidered logo
(no pockets)

Price: \$32 or \$35

Size: S ___ M ___ L ___ XL ___
2XL ___ 3XL ___

Color: _____

Total Quantity: _____

Total Price: _____

DENIM SHIRTS

Colors: Stonewash Blue or Natural



Info: Nicely weighted denim, pre-shrunk cotton, left-side pocket

*ladies order comparable men's size. see chart

Price: \$35 or \$38

Embroidered logo
Size: S ___ M ___ L ___ XL ___
2XL ___ 3XL ___

* S/Sleeve ___ *L/Sleeve ___

Color: _____

Total Quantity: _____

Total Price: _____

T-SHIRT

Colors: Stonewash Green, Stonewash Med. Blue, Pebble (Sand), Lt. Steel Gray



Info: Hanes Heavyweight, 6.1 oz .cotton Pre-shrunk. Screen-printed logo (front & back)

Price: \$20 or \$23

Size: S ___ M ___ L ___ XL ___
2XL ___ 3X ___

Color: _____

Total Quantity: _____

Total Price: _____

HENLEY T-SHIRT

Colors: Black and Lt. Steel Gray



Info: Only come with embroidered logo.
3 button placket

Price: \$25 or \$28

Size: S ___ M ___ L ___ XL ___
2XL ___ 3X ___

Color: _____

Total Quantity: _____

Total Price: _____

EMBROIDERED LOGO T-SHIRT

Colors: Sand, Gold, Ecru, Ash Gray, White, Cardinal Red, Lt. Blue, Army Green, Navy, Bright Green, Lt. Steel Gray, Stonewash Green, Chestnut Brown, Maroon



Info: I have a limited number of t-shirts with pockets, call for details

Pockets, \$2.00 additional on all regular t-shirts

Price: \$20 & 23

Size: S ___ M ___ L ___ XL ___
2XL ___ 3X ___

Color: _____

Total Quantity: _____

Total Price: _____

CREW NECK SWEATSHIRTS

Colors: Hunter Green, Cardinal Red, Lt. Steel Gray



Info: Heavy weight 100 % Cotton/polyester blend, Pre-shrunk, Embroidered logo

Price: \$25 or \$30

Size: S ___ M ___ L ___ XL ___
2XL ___ 3X ___

Color: _____

Total Quantity: _____

Total Price: _____

HOODED SWEATSHIRT

Colors: Lt. Steel Gray

Info: With full front zipper/muff pocket & drawstring hood, embroidered logo

Price: \$35 or \$40

Size: S ___ M ___ L ___ XL ___
2XL ___ 3X ___

Color: _____

Total Quantity: _____

Total Price: _____

EMBROIDERED CAP

Colors: Stone/ Navy bill, Khaki / Green bill, or all Denim (Circle color choice)



Price: \$16

OUT OF STOCK

COLLECTORS PATCH

Price: \$4

Total Quantity: _____

Total Price: _____

NIA DECAL NEW PRODUCT!

Info: for outside car window.

White: 5 ½ x 6 ¾ Color: 4 ¼ x 5 ¾

Price: \$10 (White) \$7 (Color)

Color: _____

Total Quantity: _____

Total Price: _____

NIA NAME BADGE

Info: Engraved; beveled edges | Pin back (free) OR Magnetic back add \$1.00

Price: \$13 or \$14

Total Quantity: _____

Total Price: _____

BADGE BAR

Info: For NIA position or Local Club

Price: \$4

Total Quantity: _____

Total Price: _____

TOTE BAG

Info: "Big Thunder" Tote bag - sturdy With NIA logo

Price: \$15

Total Quantity: _____

Total Price: _____

Name Badge Engraving Information:

Name _____ NIA# _____ City _____ State _____ Pin Magnet

Name _____ NIA# _____ City _____ State _____ Pin Magnet

Name _____ NIA# _____ City _____ State _____ Pin Magnet

Club Bar _____ Quantity Needed _____

Club Bar _____ Quantity Needed _____

Club Bar _____ Quantity Needed _____



Thank you for supporting the NIA!

U.S. Postage:

\$6.75 for the first item & \$1.50 for each additional item ordered.

Postage for Patches, Badge Bars are \$0.60 each.
Decals, \$1.95

Name Badges are \$0.85 each to mail.

For Postage outside the US or AK & HI Contact me for quote

Shirt Sizing Chart:**Adult/ Mens**

S 32-34 | M 36-38 | L 40-42 | XL 44-46
2X 48-50 | 3X 52-54

Ladies

S 28-30 | M 32-34 | L 36-38 | XL 40-42

Ladies order comparable adult/men's size for most shirts, unless specifically noted as a ladies shirt

Please make check or money order in U.S. funds payable to
National Insulator Association or NIA

Name: _____

Address: _____

City: _____ State: _____ Zip: _____

Telephone: _____

Email Address: _____

Subtotal: _____

US Postage: _____

Total Enclosed: _____

Send completed form to:



32

Tina Rienstra | 6527 W. 93rd Avenue | Crown Point | IN 46307 | 219-365-7913 | tliens@att.net



Membership Application & Renewal Form

<http://nia.org/membership/>

Prospective members may join the NIA at any time; however, the "membership year" begins on January 1st and ends on December 31st. New memberships issued within three months of the beginning of the new membership year (October – December) will be good for the following calendar year. New members are entitled to all membership privileges immediately upon acceptance by the NIA.

If you are joining the NIA during the months of January through September your membership will expire on December 31st of this calendar year.

Submit (Payable to the NIA in U.S. funds) **To:** **Donald R. Briel**
 NIA Membership Director
 P.O. Box 188
 Providence, UT 84332
don.briel@comcast.net

Dues Schedule:
 Regular Membership \$22.00
 Junior Membership (under 18) \$5.00
 Club or Organization \$50.00

Check appropriate class: Regular Family Junior Club/Org.
Check years of Payment: Single year Multi-year

Please Print Legibly

Name _____

NIA # (if renewal) _____

Address _____

City _____

State/Province _____

Zip/Postal Code _____ (+4) _____

Country (if not U.S.) _____

Telephone Number _____

E-Mail Address _____

Include me in the Annual NIA/Crown Jewels Directory Yes No
 Include my Telephone Number Yes No
 Include my E-Mail Address Yes No
 I would like to receive Drip Points in the following format Paper Electronic
 (Check only one, An E-mail address is required for electronic)

Referred by: _____ **NIA #** _____

Additional Family Members residing in the Same Household at no additional cost.

Name	NIA # (if renewal)
1 _____	_____
2 _____	_____
3 _____	_____
4 _____	_____

Signed _____

Revised June 30, 2012

Date _____

Amount Enclosed \$ _____

Drip Points Magazine Advertising Information

- Display Ads will be sold by fractions of a page.
- Camera-ready copy is preferred but not required.
- An additional fee may be charged for color and set-up based on size and complexity for ads.
- All advertising will be kept confidential until it is published.
- Multiple ads must run in consecutive issues with no changes.
- All ads must be paid for in advance.
- Advertisements must meet all postal regulations that govern publications mailed at Non-Profit Standard Mail prices of postage.

Full Page

1 x = **\$100.00**
2 x = **\$189.00**
3 x = **\$278.00**
Full year 4 x = **\$367.00**

(Multi run discount **\$11.00/x**)

One-Half Page

1 x = **\$55.00**
2 x = **\$101.00**
3 x = **\$147.00**
Full year 4 x = **\$193.00**

(Multi run discount **\$9.00/x**)

One-Quarter Page

1 x = **\$30.00**
2 x = **\$53.00**
3 x = **\$76.00**
Full year 4 x = **\$99.00**

(Multi run discount **\$7.00/x**)

One-Eighth Page

1 x = **\$20.00**
2 x = **\$35.00**
3 x = **\$50.00**
Full year 4 x = **\$65.00**

(Multi run discount **\$5.00/x**)

One Sixteenth Page

1 x = **\$15.00**
2 x = **\$27.00**
3 x = **\$39.00**
Full yr 4 x = **\$51.00**

(Multi run discount **\$3.00/x**)

For more Info. on advertising or
to buy a ad contact:

Christian Willis, NIA #5185
P.O. Box 2797
Parker, CO 80134

Phone: (949) 338-1404

Email: admanager@nia.org

INSULATORS WANTED!



If you think other dealers are paying top dollar, check with Butch & Eloise Haltman



Looking for quality singles or collections.



Butch & Eloise HALTMAN

68-465 Perez Road,
Cathedral City, CA 92234
760-328-5321 after 5:00 p.m.




WANTED

Unique & Unusual Insulator Mounting Pins & Brackets



Eucalyptus Insulator Pins
Brackets Pole Steps

- All types of cast iron, multiple pin brackets
- Home-made pins and mounts
- Manufacturer, wholesaler and distributor catalogs




DUNTON TREE INSULATOR

LOU HALL
THE "PIN MAN"

NIA # 7185
363 W. Stuart Ave., Fresno, CA 93704
(559) 435-1740 e-mail: louhall@pacbell.net

New Insulator Merchandise Available!

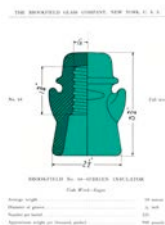
Designs available on T-shirts, coffee mugs, and glasses



Patent Dec. 19, 1871



Standard




Brookfield CD 119



Brookfield Power



Specify Hemingray



Locke Patent



Brookfield 2



Teats on the Petticoat




Order online at:
<http://allinsulators.com>
Or contact me for a printed order form at:
Shaun Kotlarsky
3906 Baldwin # 210-145
Auburn Hills, MI 48321
hemingray@mac.com

For more information on the products and to order online see the above website.
To request a printed order form by mail contact me at the above address.

LATEST EDITION

North American Glass Insulator Price Guide



- 348 Pages – Spiral Bound
- Added CD Numbers
- Added Embossing Listings
- Added Color Listings
- Drawings with Listings
- New Helpful Appendices
- Color Cover and Photos
- Scale Drawings in New Appendix

Paper Edition -- \$49 post paid in USA
Call or email for shipping rates outside of USA

To order: send check, money order, or PayPal to:

Donald R. Briel
P. O. Box 188 * Dept. D
Providence, Utah 84332
Don.Briel@comcast.net
(435) 753-5786

Visit: www.InsulatorPriceGuide.com

Upcoming Shows

JANUARY 19, 2013 (SATURDAY)

Maitland, Florida

The annual Central Florida Insulator Collectors / Antique Telephone Collectors Association (CFIC / ATCA) Show and Sale will be held Saturday, January 19, 2013 at the Maitland Florida Civic Center located at 641 S. Maitland Avenue. This is a one-day Show and Sale held annually on the same weekend as the huge "Renningers Antique Extravaganza" in Mt. Dora, FL which begins for "Early Buyers" on Friday, January 18th. Set-up in Maitland begins Saturday at 7:00 am with the doors open to the public at 8:00 am and closing at 3:00 pm. There is a food concession on the premises. The Webster, FL Flea Market is open on Monday, January 21st (also a holiday – Martin Luther King Day). So all these opportunities provide time for the collector to find something he/she needs. For information and reservations contact: PAUL MIKULA, NIA #7466, 650 East Chapman Road, Oviedo, FL 32765, Tel: 407-365-4686. Email: wecoman@bellsouth.net

JANUARY 19, 2013 (SATURDAY)

Strongsville, Ohio

Western Reserve Insulator Club's 14th Annual Winterfest / Swap Meet & Club Meeting at the Spyglass Hill Recreation Center, 13201 Compass Point Drive, Strongsville, OH 44136. Dealer Setup: 9:00am. Show Hours: 10:00am – 3:00pm. Club Meeting and Lunch: 12-1:30 pm. There are no admission or table charges, but space is limited, so please contact us ahead of time if you plan to set up! Info/RSVP to JOHN HOVANEK, NIA #6552, (440) 237-2242, E-mail: wric@clubs.insulators.info

FEBRUARY 2, 2013 (SATURDAY)

Yuma, Arizona

The Grand Canyon State Insulator Club is hosting its 14th annual insulator show/tailgater from 9:00 AM until late afternoon. Show will be at the Riverside Park, which is adjacent to the Yuma Territorial Prison State Park. Specific directions: Exit Interstate 8 at the Giss Parkway exit (exit #1, Yuma Territorial Prison exit). Follow signs to the Yuma Territorial Prison. Just before you get to the Prison parking lot there is a turnoff to the right that goes down the hill into the park. There will be signs posted saying "GCSIC PICNIC". If selling insulators please bring tables or set up in the back of your truck, no reservations are required and there is no cost to setup. Questions? Contact ROGER NAGEL, NIA #4591, at 623-566-0121 (no calls after 9pm (PST) please), or email to: mr.162@cox.net

MARCH 9, 2013 (SATURDAY)

St. Joseph, Missouri

11th Annual Northwest Missouri Insulator/Bottle Show & Sale. American Legion Pony Express Post #359, 4826 Frederick Ave. Show hours: 9 AM - 3 PM. Free Admission. Sponsored by the Missouri Valley Insulator Club. Insulators, bottles, Lightning rod balls & arrows, telephones and advertising. We will have 70 Tables available for 2013. For information and/or a show packet contact: DARRYL WAGNER, NAI #8671, 14615 NW Skyview Ave, Smithville, MO 64089, 816-719-0801 Or kcinsulators@kcba.co.

APRIL 20, 2013 (SATURDAY)

Natrona Heights, Pennsylvania

Western Reserve Insulator Club's 13th Annual Allegheny Valley Insulator Show & Sale at VFW Post #894; 894 Veterans Lane, Natrona Heights, PA 15065. Show Hours 9:00am - 3:00pm Dealer setup 7:30am. 8' table \$20. Info: RON BARTH, NIA #7863, 724-845-8439 rktbarth@windstream.net Directions: Route 28 Exit 16 (Freeport), follow to Natrona Hts, Right at signal (Freeport Rd), Right at signal up lane to VFW.

MAY 17 - 18, 2013 (FRIDAY - SATURDAY)

Columbia City, Indiana

The 2013 Columbia City, Indiana Insulator, Bottle & Antique Show will be held May 17 & 18 at the Whitley County 4H Fairgrounds, 581 W. Squawbuck Rd, just off US Why 30 and one mile South on Lincoln Way. Friday hours: Dealer set up from Noon to 3:00; show from 3:00 to 7:00, Seminar from 7:00 to 8:00. Saturday: Dealer set up from 6:00 to 9:00 and show from 9:00 to 3:00. First 8 foot table is \$28; additional at \$20 each. CHUCK DITTMAR, NIA #2910, 5209 Forest Grove Dr, Fort Wayne, In 46835. Phone: (260) 485-7669. Or, GENE HAWKINS, NIA #421: gene.hawkins@mchsi.com

JULY 19 - 21, 2013 (FRIDAY - SUNDAY)

Nashville, Tennessee

44th National Insulator Association Convention, Show & Sale, sponsored by the Dixie Jewels Insulator Club, will be held July 19-21 at the Franklin Marriott Cool Springs, 700 Cool Springs Blvd, Franklin, TN 37076, located just 10 miles south of Nashville. 130 dealer tables and at least 25 display tables are available. For info contact the show hosts: BILL HALEY, NIA #8696, (423) 326-9248 or email: wgh@tnaqua.org ; STEVE ROBERTS, NIA #7935, (615) 419-7905 or Steve_Roberts@comcast.net ; KEN ROBERTS, NIA #5962, (256) 656-1636 or kroberts@apprser.com

JULY 26 - 27, 2013 (FRIDAY - SATURDAY)

Arcanum, Ohio

19th Annual Hog Roast & Pool Party, July 26 starting at 5:00 PM. Insulator Swap Meet July 27 from 8:00 to 2:00. Insulators, lightning rod collectibles, milk bottles and other vintage collectibles. Location: 8784 Grubbs Rex Road, Arcanum, OH 45304. Info: ALAN STASTNY, NIA #4989: 937-884-7379 or cell: 937-546-4745.

SEPTEMBER 6 - 8, 2013 (FRIDAY - SUNDAY)

Merritt, B.C.

Annual insulator swap at the Insulator Ranch, 3045 Spanish Creek Place, Merritt, B.C. Use exit 286 off Coquahalla Hwy 5, and head towards Merritt. Turn left onto Coldwater Road, proceed 4 blocks to Spanish Creek Place. Just follow the "Insulator Show" signs. Motor homes, trailers, RV's all welcome. Bev provides a delicious Chilli and rolls lunch on Saturday, and a coffee, bacon and eggs breakfast on Sunday morning. There is no charge; our way of putting something back into a great hobby. Tables are provided. Info: BOB SCAFE, NIA #6233, 250-378-2787 or email: bobscafe@telus.net



National Insulator Association



Board of Directors

PRESIDENT

Lou Hall, NIA #7185
363 W Stuart Ave
Fresno, CA 93704
president@nia.org

FIRST PAST PRESIDENT

Bob Stahr, NIA #4186
515 Main St., Unit 403
West Chicago, IL 60185
1stpastpres@nia.org

SECOND PAST PRESIDENT

Kevin Jacobson, NIA #6720
1102 West Aster Dr
Phoenix, AZ 85029-2808
(602) 564-0815
2ndpastpres@nia.org

WESTERN REGION VP

Dan Gauron, NIA #8176
P.O. Box 1721
Colorado Springs, CO 80919
westernvp@nia.org

CENTRAL REGION VP

Barry Spitler, NIA #8803
416 South Water St.
Cambridge, IA 50046
centralvp@nia.org

EASTERN REGION VP

Matt Grayson, NIA #387
34-30 78th Street, Apt. 2-F
Jackson Heights, NY 11372
easternvp@nia.org

INFORMATION DIRECTOR

Michele Kotlarsky, NIA #5370
147 Cherokee Rd
Pontiac, MI 48341
information@nia.org

MEMBERSHIP DIRECTOR

Donald Briel, NIA #7218
P.O. Box 188
Providence, UT 84332
(435) 753-5786
membership@nia.org

SECRETARY

Steve Roberts, NIA #7935
2404 Mansker Dr.
Madison, TN 37115
secretary@nia.org

TREASURER

Bill Rohde NIA #1219
P.O. Box 28
Colusa, CA 95932
530-701-4377
treasurer@nia.org



Committee Chairpersons

AUTHENTICATION & CLASSIFICATION

Paul Greaves, NIA #2685
8830 Benton Acre Rd
Granite Bay, CA 95746
authentication@nia.org

AWARDS AND RECOGNITION

Gene Hawkins, NIA #421
3847 North Prairie St
Warsaw, IN 46582
awards@nia.org

ETHICS

David Wiecek, NIA #3225
63 Reinman Rd
Warren, NJ 07059
ethics@nia.org

HISTORIAN

Miles McLall, NIA #8548
480 W. Juniper Road
Dammeron Valley, UT 84783
historian@nia.org

NIA COMMEMORATIVE COORDINATOR

Carolyn Berry, NIA #4336
1010 Wren Court
Round Rock, TX 78681
commemorative@nia.org

RESEARCH & EDUCATION

Jacque Linscott-Barnes, NIA #1380
3557 Nickaus Drive
Titusville, FL 32780
education@nia.org

PHILANTHROPY

Rick Jones, NIA #201
405 Oakwood Dr
Hamilton, OH 45013
donations@nia.org

PRODUCT MARKETING

Tina Rienstra NIA #8045
6527 W. 93rd Ave.
Crown Point, IN 46307
niaproducts@nia.org

PROMOTIONS

Jim White, NIA #1127
7990 Windcombe Blvd
Indianapolis, IN 46240
promotions@nia.org

RULES & PROCEDURES ADVISOR

Mike Doyle, NIA #5932
1805 E Country Court
Visalia, CA 93292
procedures@nia.org

SCHOLARSHIPS

Kay Bryant, NIA #4099
8061 S.E. Helen Terrace
Hobe Sound, FL 33455
scholarship@nia.org

DRIP POINTS EDITOR

Shaun Kotlarsky, NIA #4993
2475 W Walton Blvd
Waterford, MI 48329
newsletter@nia.org

DRIP POINTS AD MANAGER

Christian Willis, NIA #5158
P.O. Box 2797
Parker, CO 80134
admanager@nia.org

WEBMASTER

Bob Berry, NIA #1203
1010 Wren Court,
Round Rock, TX 78681
(512) 255-2006
webmaster@nia.org

NATIONAL SHOW ADVISOR

Steve Blair, NIA #247
105 State Route 56 SW
London, OH 43140
shows@nia.org





National Insulator Association
 10801 N. 24th Ave. Ste 103
 Phoenix, AZ 85029-4712

NATIONAL INSULATOR ASSOCIATION
44th Annual Convention & Show
NASHVILLE, TENNESSEE
July 19-21, 2013



Sponsored
by



Franklin Marriott
Cool Springs
 Franklin, Tennessee



44th Annual
National
Insulator
Association



Convention, Show and Sale July 19-21, 2013
Franklin Marriott Cool Springs
 700 Cool Springs Blvd., Franklin, TN 37067 (10 mi. south of Nashville)

130+ Dealer Tables and 25 Display Tables
Raffles and Walk-in Appraisals
Incentives for Early Dealer Registration

Friday, July 19th
 9:00 to 4:00, NIA members only (ask about becoming a member)

Saturday, July 20th
 9:00-4:00, General Admission

Sunday, July 21st
 9:00-2:00, General Admission

For more information and/or Show Packet, please contact:

Bill Haley
 215 McFarland Ave.
 Chattanooga, TN 37405
 wgh@tnaqua.org
 (423) 326-9248

Ken Roberts
 P.O. Box 2764
 Huntsville, AL 35802
 kroberts@apprser.com
 (256) 656-1636

Steve Roberts
 2404 Mansker Dr.
 Madison, TN 37115
 Steve_Roberts@comcast.net
 (615) 419-7905

Find us online at:

nia.org



facebook.com/groups/nia.org

Layout By: **Jivey Designs.com**